



# **BPTC Key Statistics 2021**

## **Part 1: Key statistics aggregated for all providers (full-time and part-time BPTC students)**

# Contents

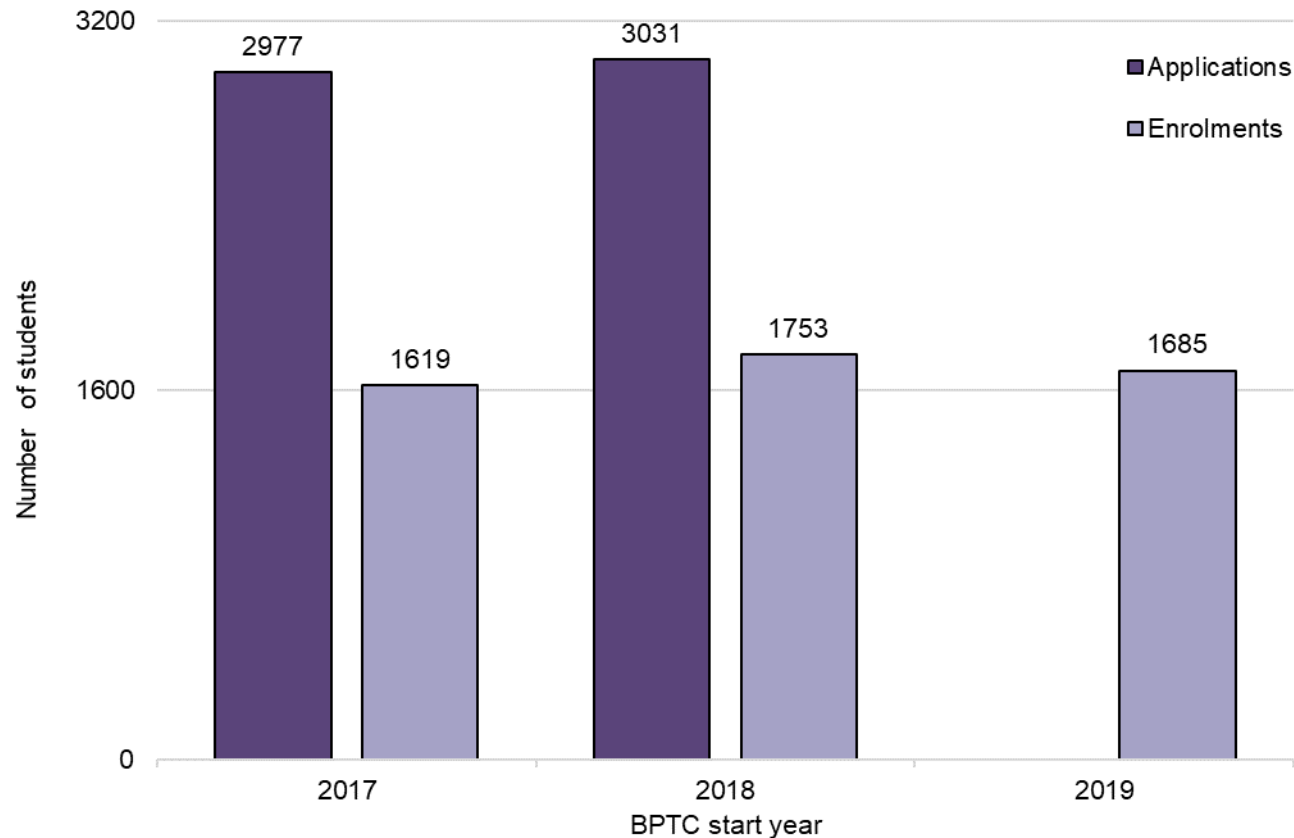
<b>1. A. BPTC results and outcomes for full-time and part-time students</b>	<b>4</b>
1. A. 1. BPTC applications and enrolments: students from all domiciles	4
1. A. 2. BPTC results obtained by students: students from all domiciles	5
1. A. 3. 1. Grades obtained by, and outcomes for, full-time and part-time BPTC students, by year and first degree classification: students from all domiciles	6
1. A. 3. 2. Grades obtained by, and outcomes for, full-time and part-time BPTC students by first degree classification: UK/EU domiciled students – 2017-2018 aggregated	7
1. A. 4. Grades obtained by full-time and part-time BPTC students (indicating whether all BPTC assessments were passed at the first attempt): students from all domiciles	8
1. A. 5. 1. Grades obtained by, and outcomes for, full-time and part-time BPTC students, by first degree classification: students from all domiciles	9
1. A. 5. 2. Grades obtained by, and outcomes for, full-time and part-time BPTC students, by first degree classification: UK/EU domiciled students	10
1. A. 5. 3. Grades obtained by, and outcomes for, full-time and part-time BPTC students, by first degree classification: overseas domiciled students	11
1. A. 6. Grades obtained by, and outcomes for, full-time and part-time BPTC students, by domicile	12
1. A. 7. 1. Grades obtained by, and outcomes for, full-time and part-time BPTC students, by ethnicity: students from all domiciles	13
1. A. 7. 2. Grades obtained by, and outcomes for, full-time and part-time BPTC students, by ethnicity and first degree classification: UK/EU domiciled students - 2017-2019 aggregated	14
1. A. 7. 3. Grades obtained by, and outcomes for, full-time and part-time BPTC students, by ethnicity and first degree classification: Overseas domiciled students - 2017-2019 aggregated	15
1. A. 8. 1. Grades obtained by, and outcomes for, full-time and part-time BPTC students, by gender: students from all domiciles	16
1. A. 8. 2. Grades obtained by, and outcomes for, full-time and part-time BPTC students, by gender and first degree classification: UK/EU domiciled students - 2017-2019 aggregated	17
1. A. 8. 3. Grades obtained by, and outcomes for, full-time and part-time BPTC students, by gender and first degree classification: overseas domiciled students - 2017-2019 aggregated	18
1. A. 9. 1. Grades obtained by, and outcomes for, full-time and part-time BPTC students, by disability: students from all domiciles	19
1. A. 9. 2. Grades obtained by, and outcomes for, full-time and part-time BPTC students, by disability and first degree classification: UK/EU domiciled students - 2017-2019 aggregated	20
1. A. 9. 3. Grades obtained by, and outcomes for, full-time and part-time BPTC students, by disability and first degree classification: Overseas domiciled students - 2017-2019 aggregated	21
<b>1. B. Profile of full-time and part-time BPTC students</b>	<b>22</b>
1. B. 1. Age of full-time and part-time students (as at 1 October in the year of enrolling on the BPTC): students from all domiciles	22
1. B. 2. Domicile of full-time and part-time BPTC students	23
1. B. 3. First degree classification of full-time and part-time BPTC students: students from all domiciles	24
1. B. 4. First degree classification of full-time and part-time BPTC students, by domicile	25
1. B. 5. Ranking of university at which full-time and part-time BPTC students studied for first degree: students from all domiciles	26
1. B. 6. Full-time and part-time BPTC students who completed a law degree or Graduate Diploma in Law (GDL): students from all domiciles	27

1. B. 7. Ethnicity of full-time and part-time BPTC students by domicile	28
1. B. 8. Gender of full-time and part-time BPTC students by domicile	29
1. B. 9. Declared disability of full-time and part-time BPTC students: students from all domiciles	30

## 1. A. BPTC results and outcomes for full-time and part-time students

1. A. sets out an overview of the results and outcomes obtained by full-time and part-time students enrolled on the BPTC.

### 1. A. 1. BPTC applications and enrolments: students from all domiciles



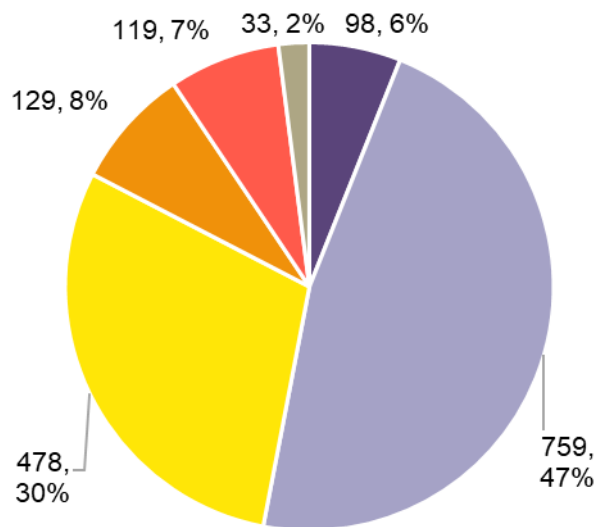
#### Notes

1. The data on enrolments are those reported and validated by providers in the collection of key statistics.
2. The data above cover part-time and full-time students enrolled in October 2017, 2018 and 2019.
3. Enrolment numbers for previous years may differ from previous publications, as updated information is received from providers of the BPTC.
4. We are missing data on the number of applications for 2019/20. This is due to not having a centralised system in place for applications, as was the case in previous years.

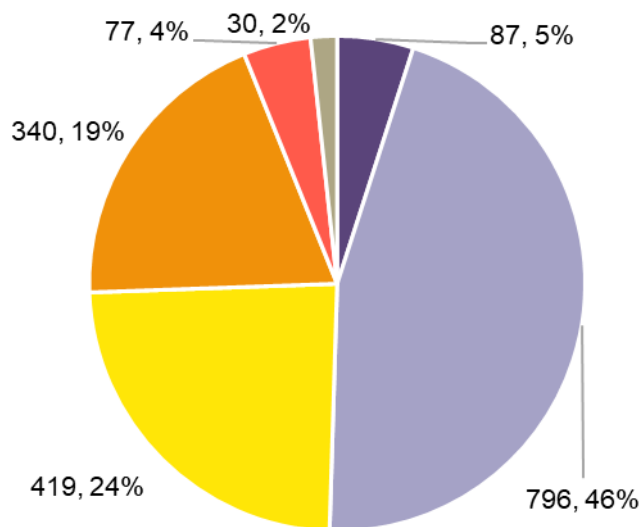
### 1. A. 2. BPTC results obtained by students: students from all domiciles

The following charts show the percentage of enrolled students in a given academic year who obtained the overall grade outcomes of Outstanding/Very Competent/Competent or the non-grade outcomes of Not Yet Complete/Fail/Withdrawn. A detailed description of the criteria for each grade (including the percentages assigned to the pass grades) can be found in the [BPTC Handbook](#).

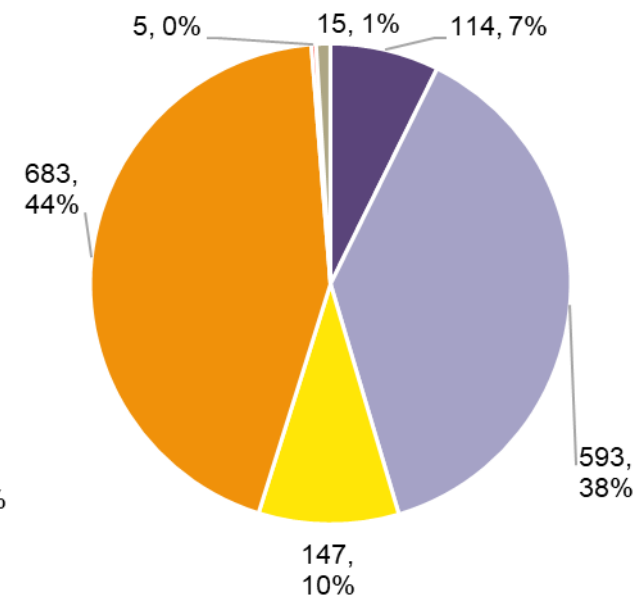
Students enrolled in 2017



Students enrolled in 2018



Students enrolled in 2019



- Outstanding
- Very competent
- Competent
- Not yet complete
- Fail
- Withdrawn

- Outstanding
- Very competent
- Competent
- Not yet complete
- Fail
- Withdrawn

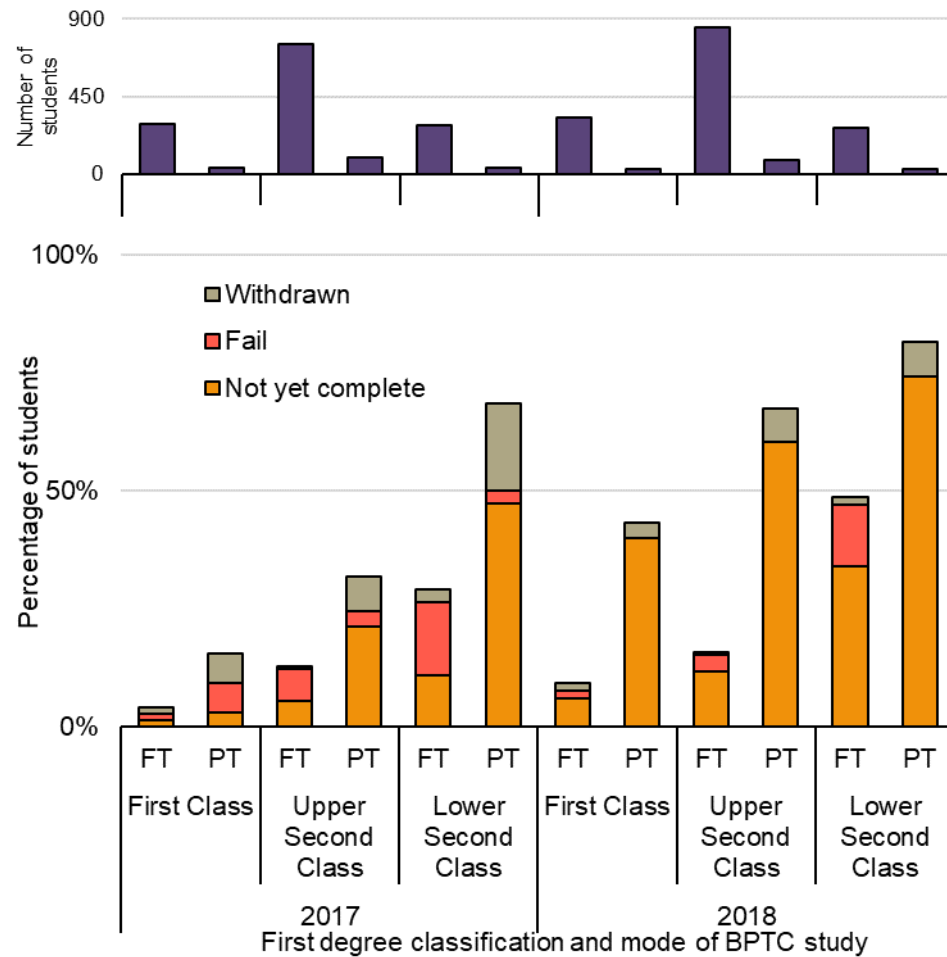
- Outstanding
- Very competent
- Competent
- Not yet complete
- Fail
- Withdrawn

Notes

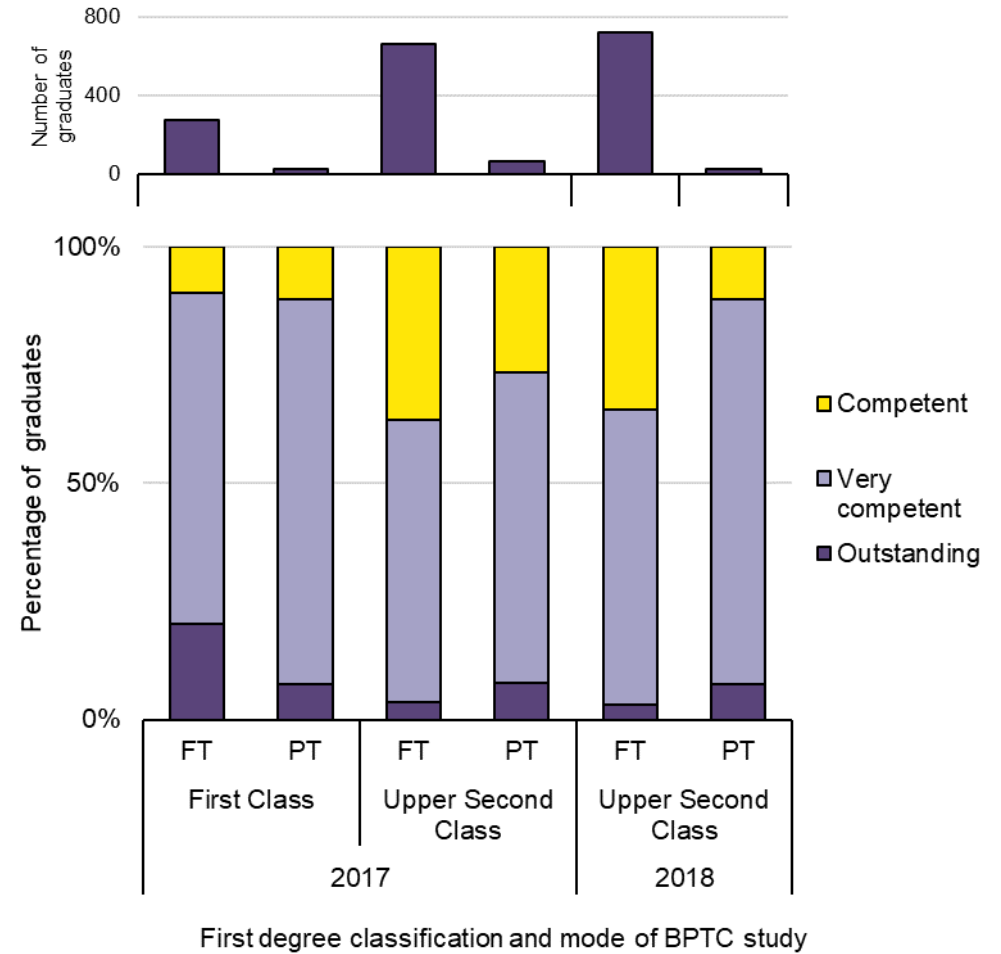
1. The data above cover the following cohorts: 2017-18 full-time, 2018-19 full-time, 2019-20 full-time, 2017-19 part-time and 2018-20 part-time.
2. Up until 2016/17, a student who failed an assessment was usually permitted one further opportunity to re-take the failed assessment). From 2016/17 this was changed to two further opportunities. As of when these data were collected, students who enrolled in 2018/19 who undertook a re-sit and did not pass would be yet to undertake their third sit, meaning these students could not have yet failed the course other than in exceptional circumstances.

**1. A. 3. 1. Grades obtained by, and outcomes for, full-time and part-time BPTC students, by year and first degree classification: students from all domiciles**

**Rates of failure, withdrawal and those yet to complete the course**



**Outcomes for BPTC graduates**

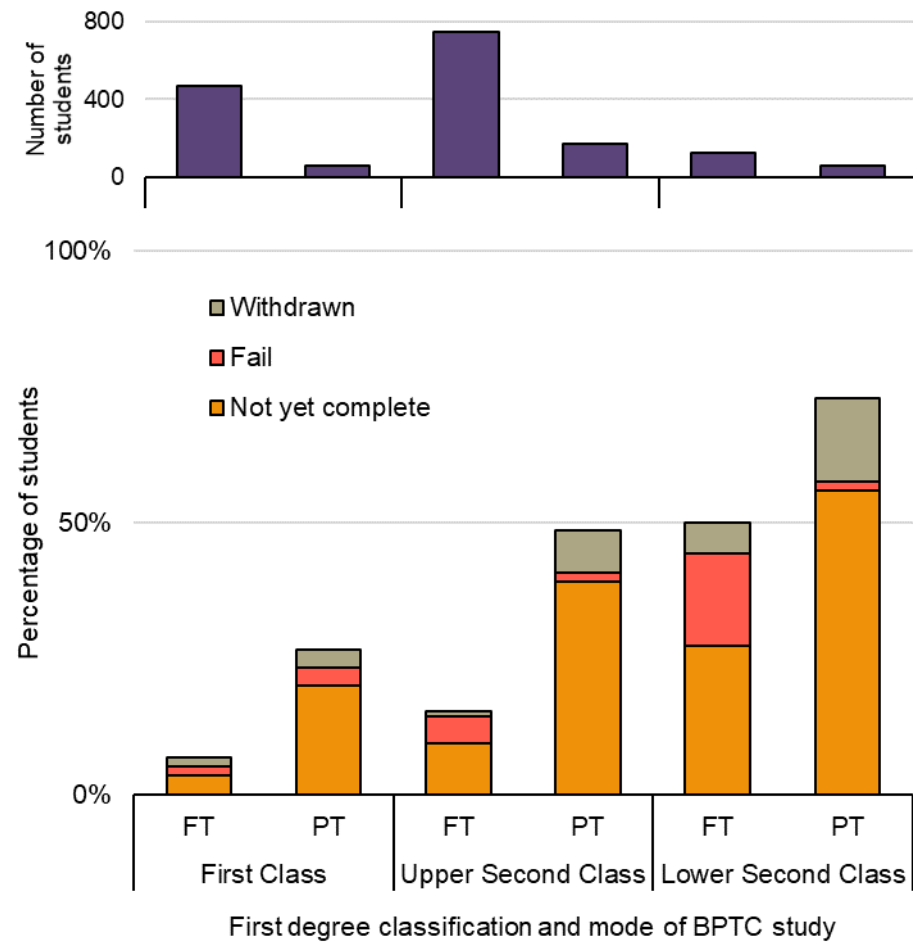


**Note**

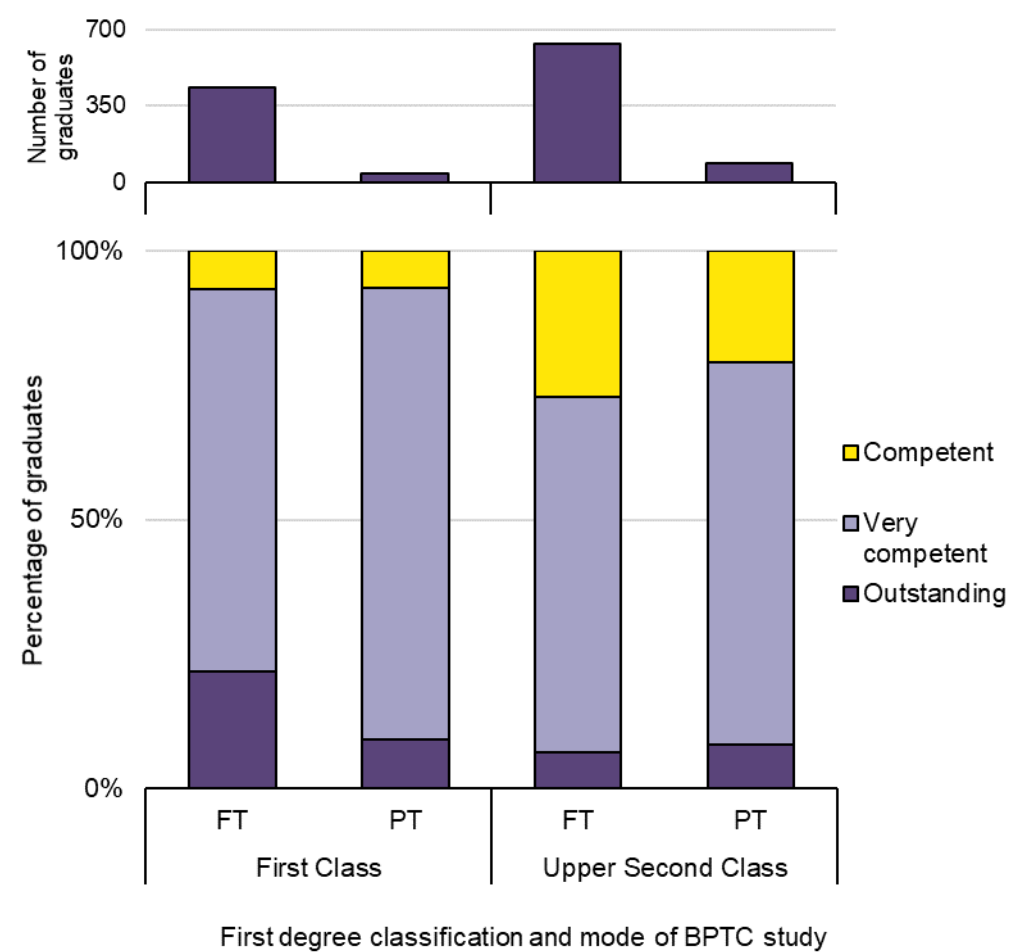
- The data above cover the following cohorts: 2017-18 full-time, 2018-19 full-time, 2017-19 part-time and 2018-20 part-time.

### 1. A. 3. 2. Grades obtained by, and outcomes for, full-time and part-time BPTC students by first degree classification: UK/EU domiciled students – 2017-2018 aggregated

Rates of failure, withdrawal and those yet to complete the course

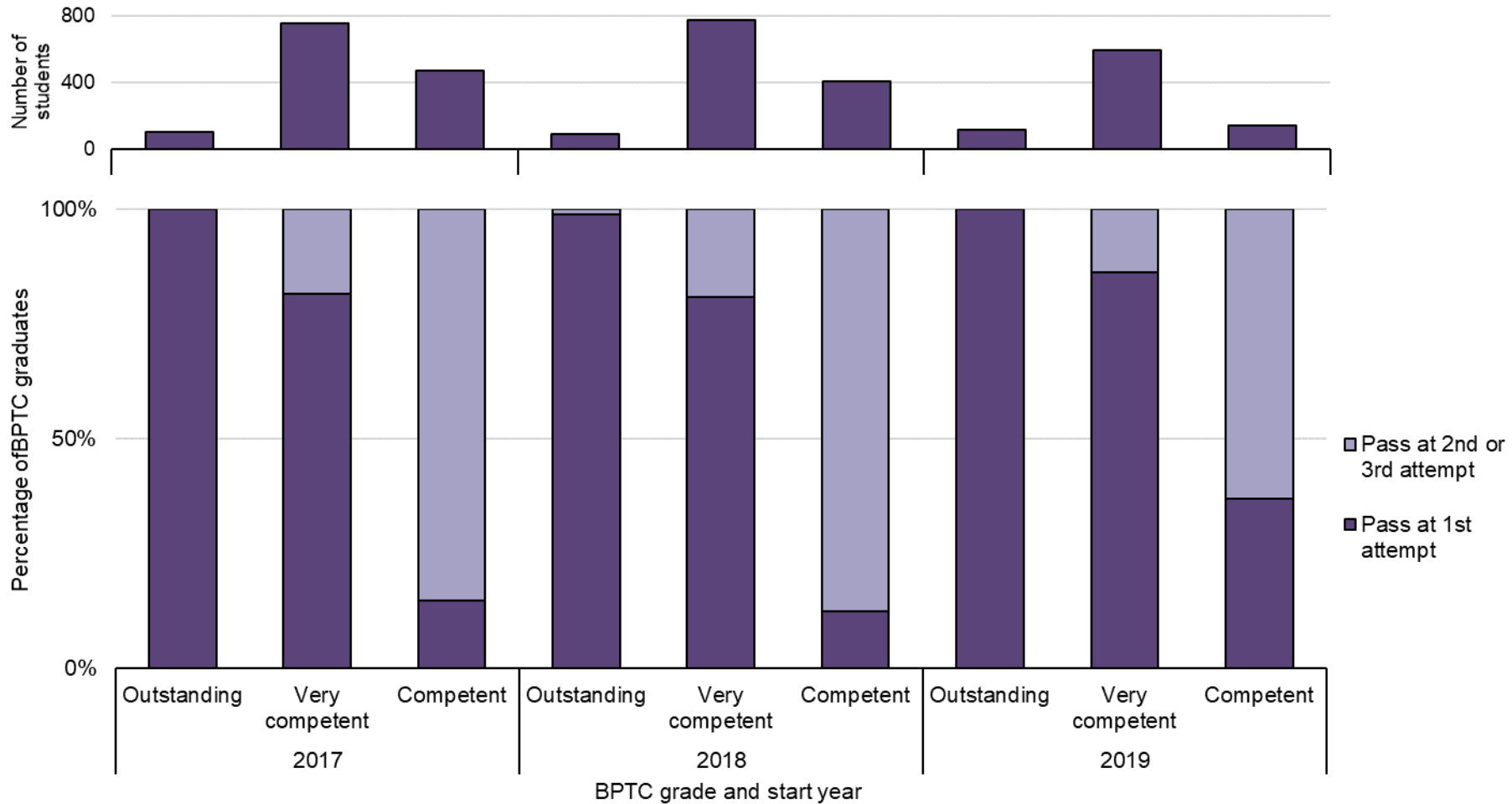


Outcomes for BPTC graduates



- Note
1. The data above cover the following cohorts: 2017-18 full-time, 2018-19 full-time, 2017-19 part-time and 2018-20 part-time.
  2. The number of overseas domiciled part-time students is relatively small. A separate graph has not been provided for this cohort as a result.

**1. A. 4. Grades obtained by full-time and part-time BPTC students (indicating whether all BPTC assessments were passed at the first attempt): students from all domiciles**



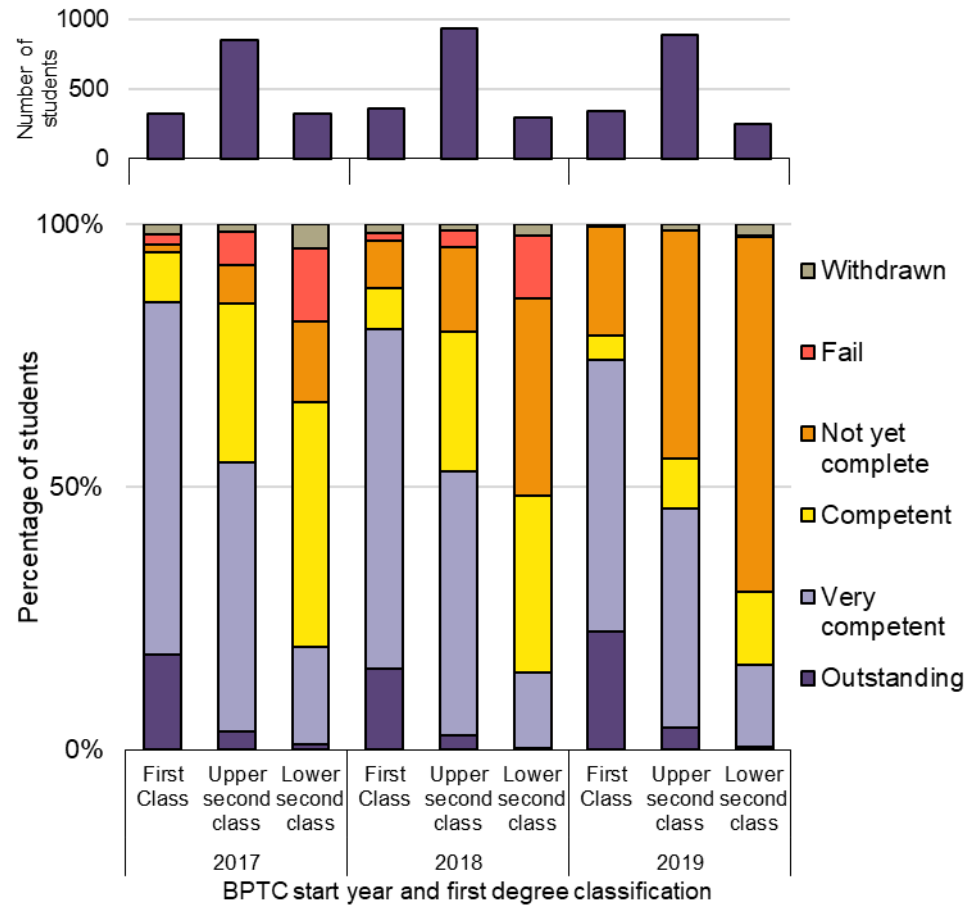
**Notes**

- Up until 2016/17, a student who failed an assessment was usually permitted one further opportunity to re-take the failed assessment (shown as “Pass at 2nd attempt” in the chart). From 2016/17 this was changed to two further opportunities. Information on failure and re-assessment is contained in the [BPTC Handbook](#).
- If a student takes more than one attempt to pass all BPTC assessments they will not be able to achieve an Outstanding grade.
- The data above cover the following cohorts: 2017-18 full-time, 2018-19 full-time, 2019-20 full-time, 2017-19 part-time and 2018-20 part-time.

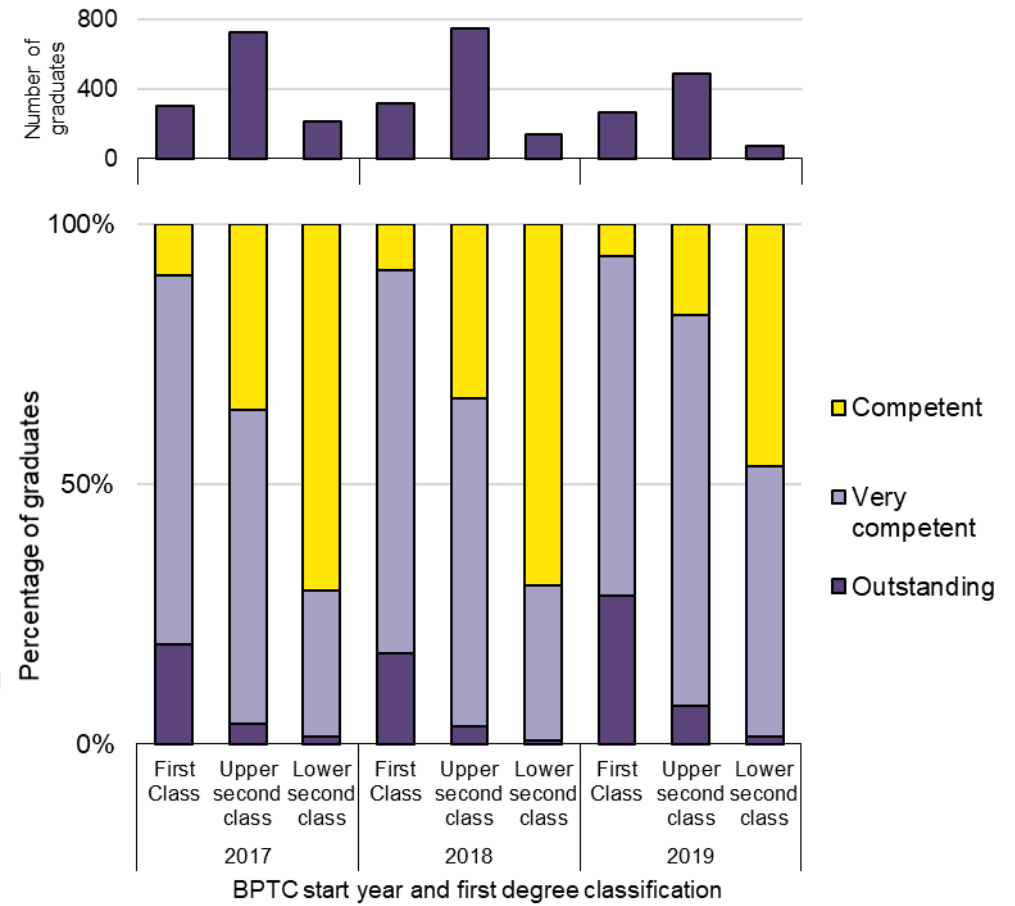


### 1. A. 5. 1. Grades obtained by, and outcomes for, full-time and part-time BPTC students, by first degree classification: students from all domiciles

Outcomes for all BPTC students in cohort



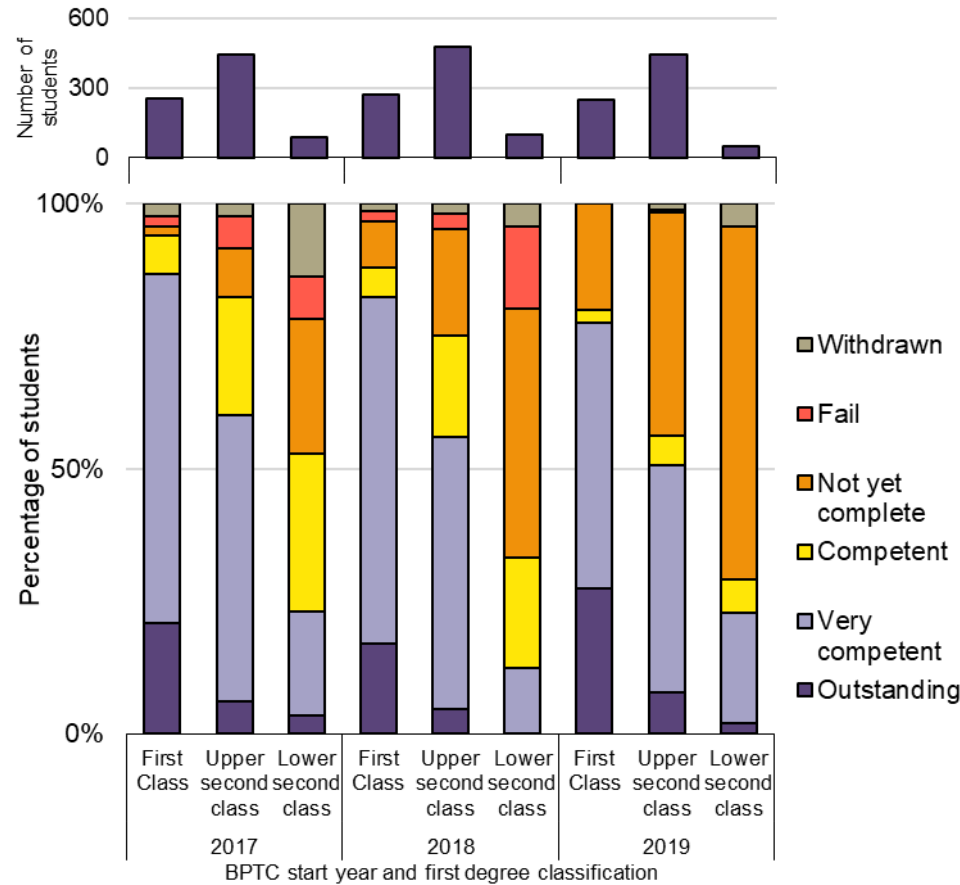
Outcomes for BPTC graduates



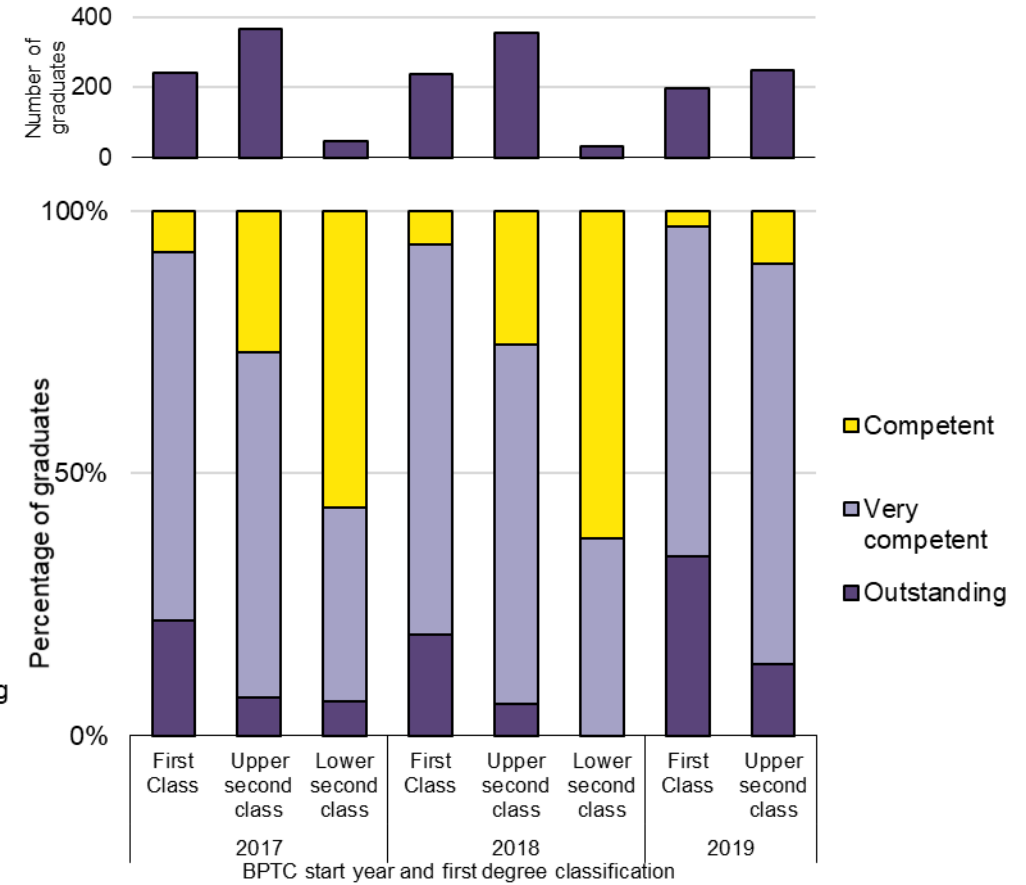
- Notes
- The minimum entry requirement for admission to the BPTC is a lower second class degree; in exceptional circumstances, students may be admitted to the BPTC with a different academic qualification. This is conditional on the granting of a waiver by the Bar Standards Board. Such students are not included in the above.
  - The data above cover the following cohorts: 2017-18 full-time, 2018-19 full-time, 2019-20 full-time, 2017-19 part-time and 2018-20 part-time.

### 1. A. 5. 2. Grades obtained by, and outcomes for, full-time and part-time BPTC students, by first degree classification: UK/EU domiciled students

Outcomes for all BPTC students in cohort



Outcomes for BPTC graduates

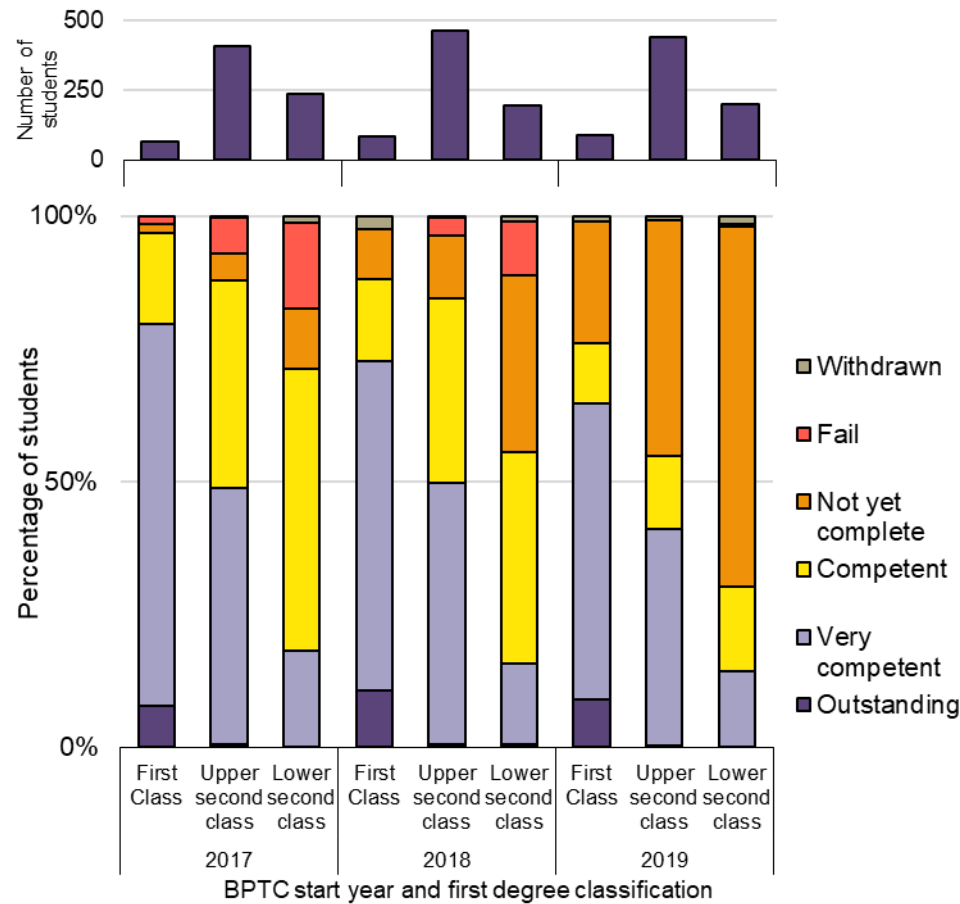


Notes

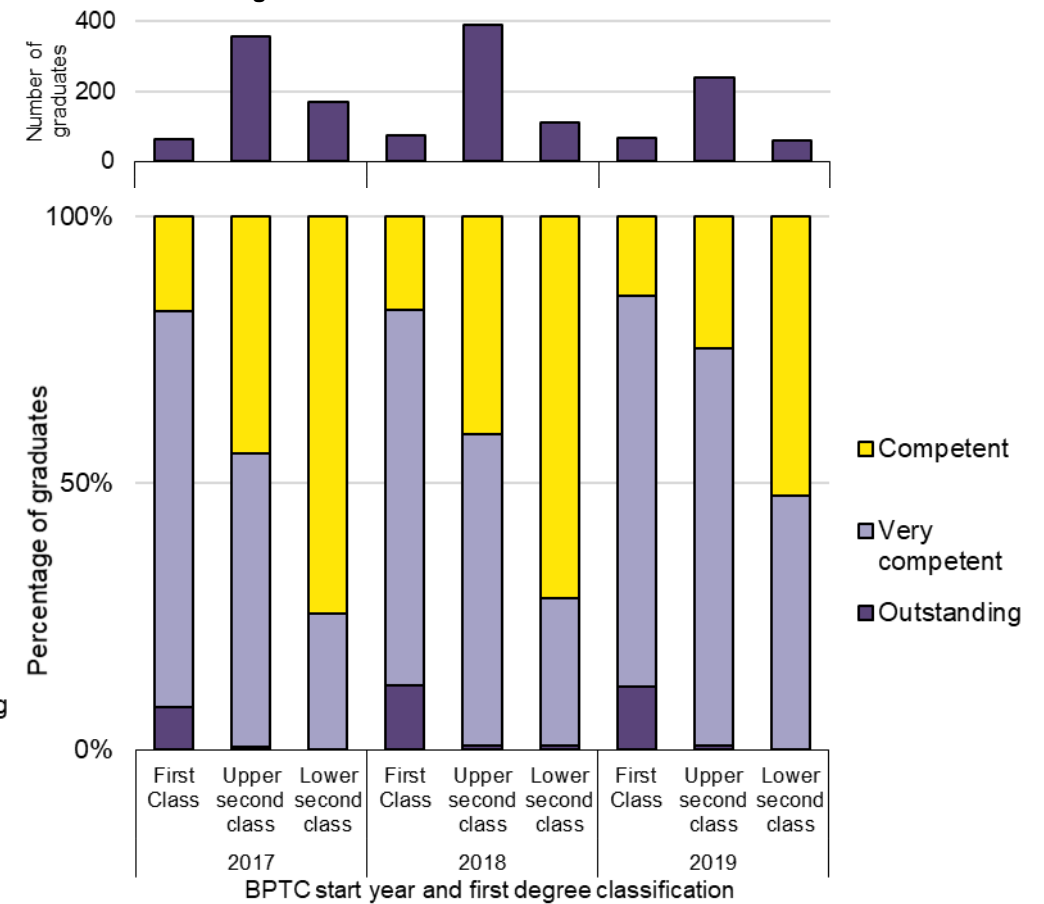
1. The minimum entry requirement for admission to the BPTC is a lower second class degree; in exceptional circumstances, students may be admitted to the BPTC with a different academic qualification. This is conditional on the granting of a waiver by the Bar Standards Board. Such students are not included in the above.
2. The data above cover the following cohorts: 2017-18 full-time, 2018-19 full-time, 2019-20 full-time, 2017-19 part-time and 2018-20 part-time.

### 1. A. 5. 3. Grades obtained by, and outcomes for, full-time and part-time BPTC students, by first degree classification: overseas domiciled students

Outcomes for all BPTC students in cohort



Outcomes for BPTC graduates

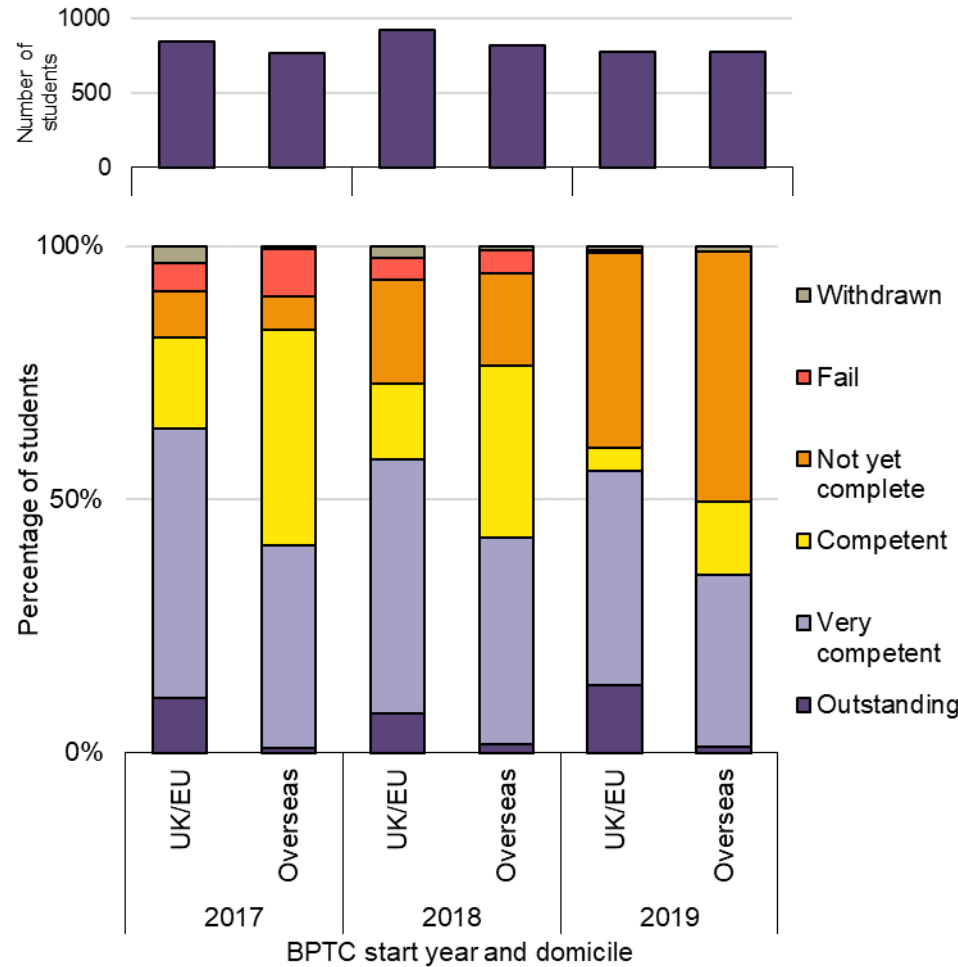


Notes

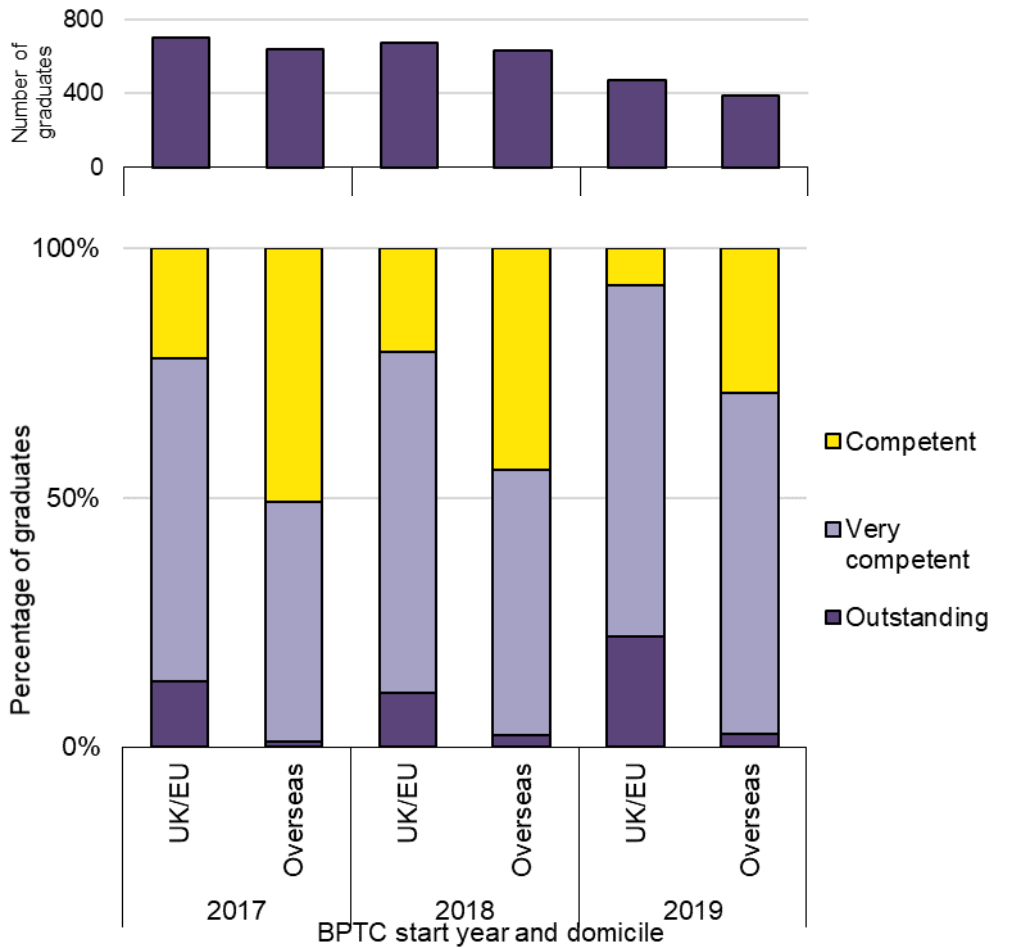
1. The minimum entry requirement for admission to the BPTC is a lower second class degree; in exceptional circumstances, students may be admitted to the BPTC with a different academic qualification. This is conditional on the granting of a waiver by the Bar Standards Board. Such students are not included in the above.
2. The data above cover the following cohorts: 2017-18 full-time, 2018-19 full-time, 2019-20 full-time, 2017-19 part-time and 2018-20 part-time.

### 1. A. 6. Grades obtained by, and outcomes for, full-time and part-time BPTC students, by domicile

Outcomes for all BPTC students in cohort



Outcomes for BPTC graduates



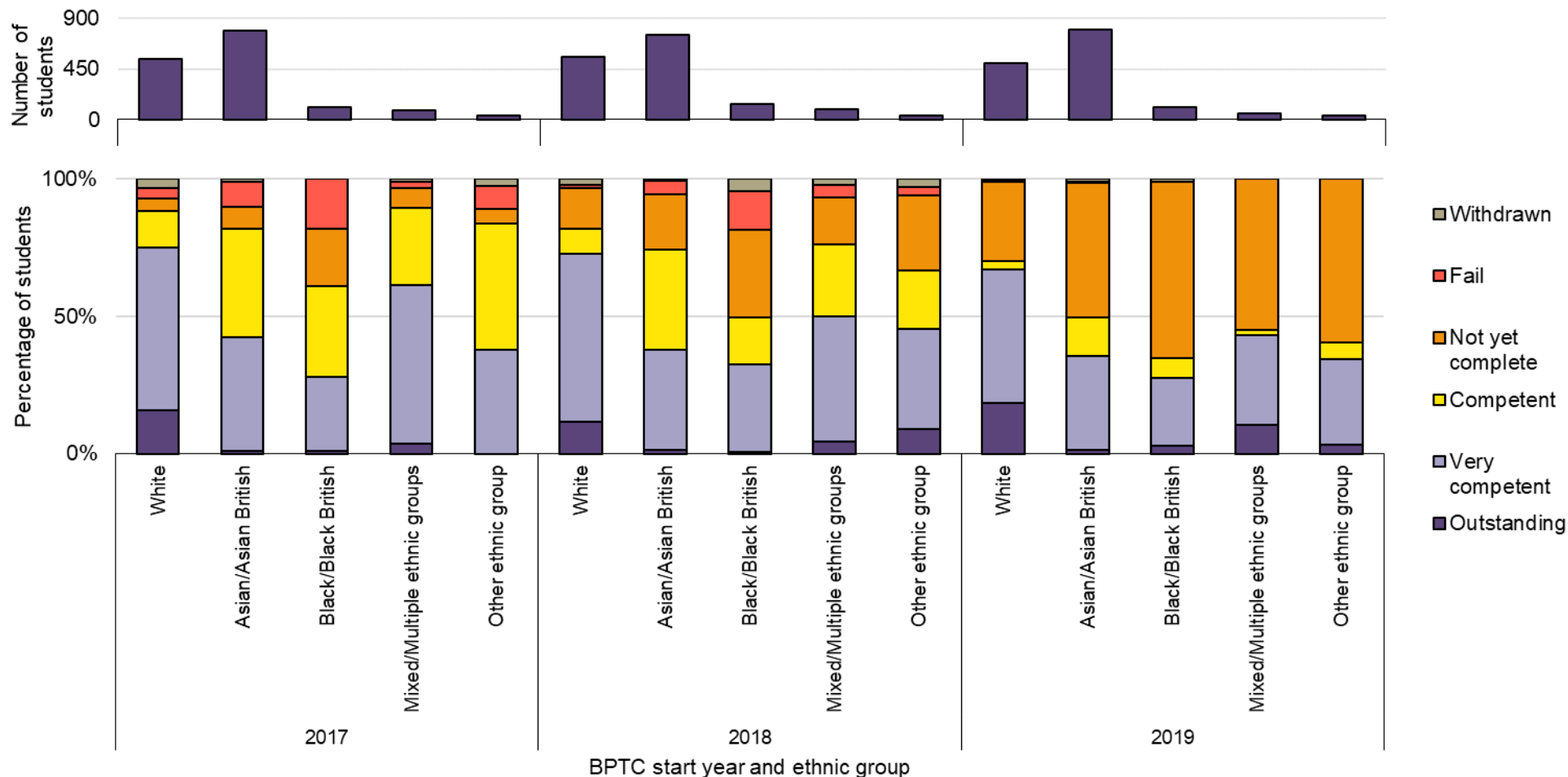
Notes

1. This chart shows domicile, ie the student's place of permanent residence prior to starting the course.
2. Data for students from the United Kingdom and the European Union have been merged.
3. The data above cover the following cohorts: 2017-18 full-time, 2018-19 full-time, 2019-20 full-time, 2017-19 part-time and 2018-20 part-time.

Tables A7, A8 and A9 set out data on protected characteristics in line with the Bar Standards Board equality and diversity guidelines.

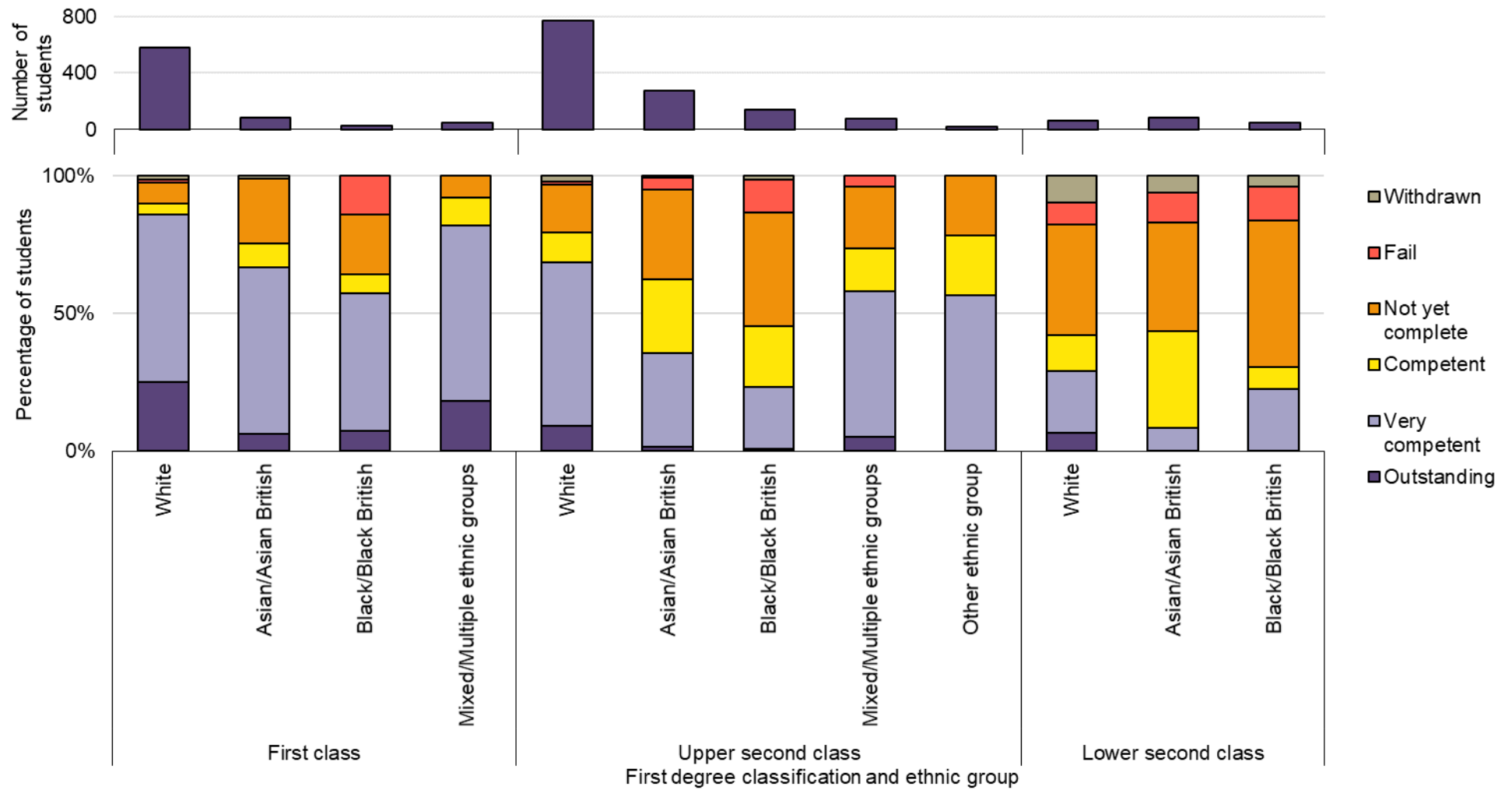
The requirement to retain and provide diversity data applies to all publicly funded higher education institutions in the United Kingdom; not all BPTC providers are governed by this requirement.

**1. A. 7. 1. Grades obtained by, and outcomes for, full-time and part-time BPTC students, by ethnicity: students from all domiciles**



- Notes
1. Students are not required to declare their ethnicity but around 94 per cent of all 2017-2019 enrolled students have done so. Data for those where information on ethnicity has not been provided are not included in the above.
  2. The data above cover the following cohorts: 2017-18 full-time, 2018-19 full-time, 2019-20 full-time, 2017-19 part-time and 2018-20 part-time.

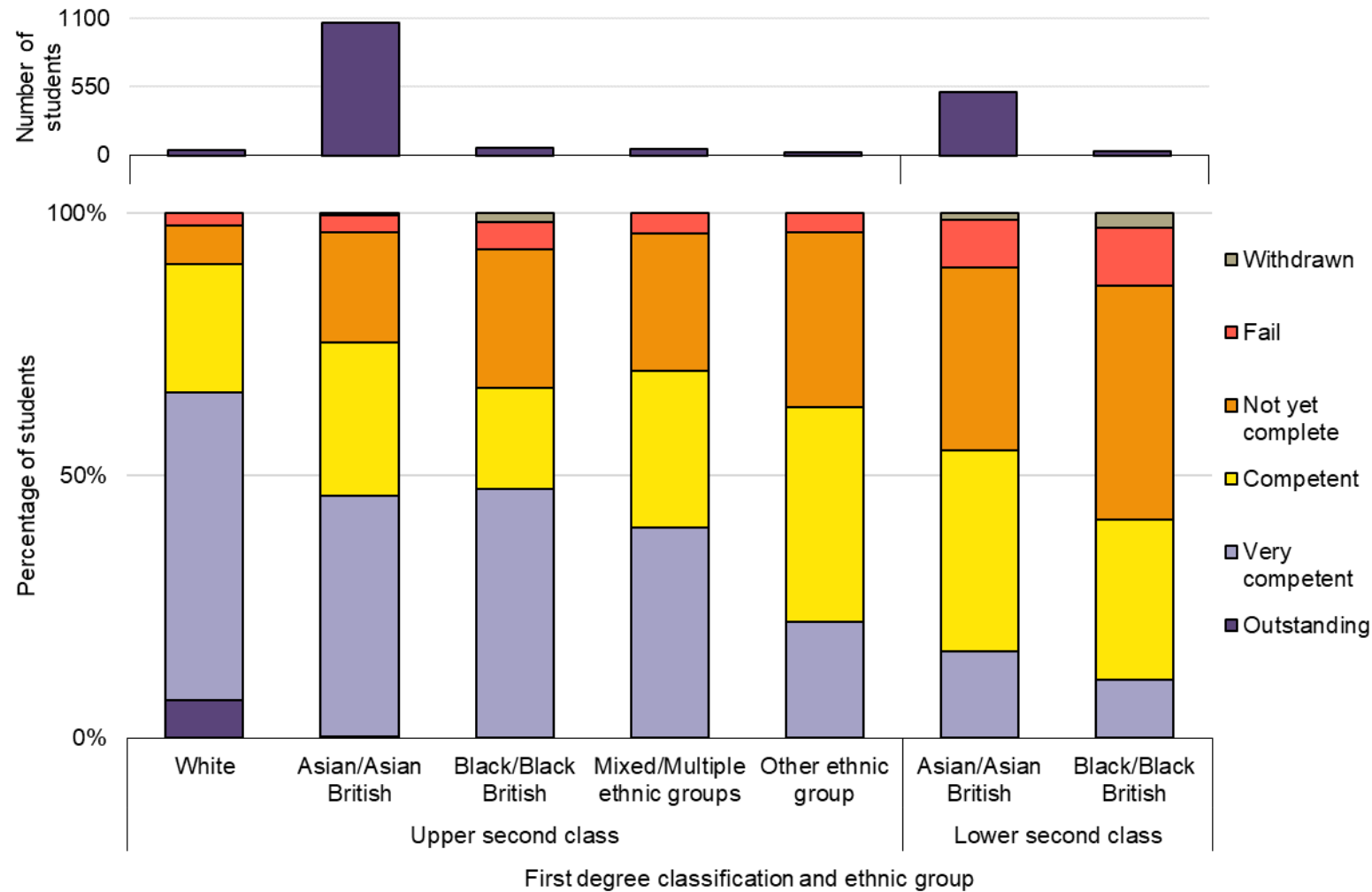
**1. A. 7. 2. Grades obtained by, and outcomes for, full-time and part-time BPTC students, by ethnicity and first degree classification: UK/EU domiciled students - 2017-2019 aggregated**



Notes

1. Students are not required to declare their ethnicity, but around 94 per cent of all 2017-2019 enrolled students have done so. Data for those where information on ethnicity has not been provided are not included in the above.
2. The data above cover the following cohorts: 2017-18 full-time, 2018-19 full-time, 2019-20 full-time, 2017-19 part-time and 2018-20 part-time.

**1. A. 7. 3. Grades obtained by, and outcomes for, full-time and part-time BPTC students, by ethnicity and first degree classification: Overseas domiciled students - 2017-2019 aggregated**

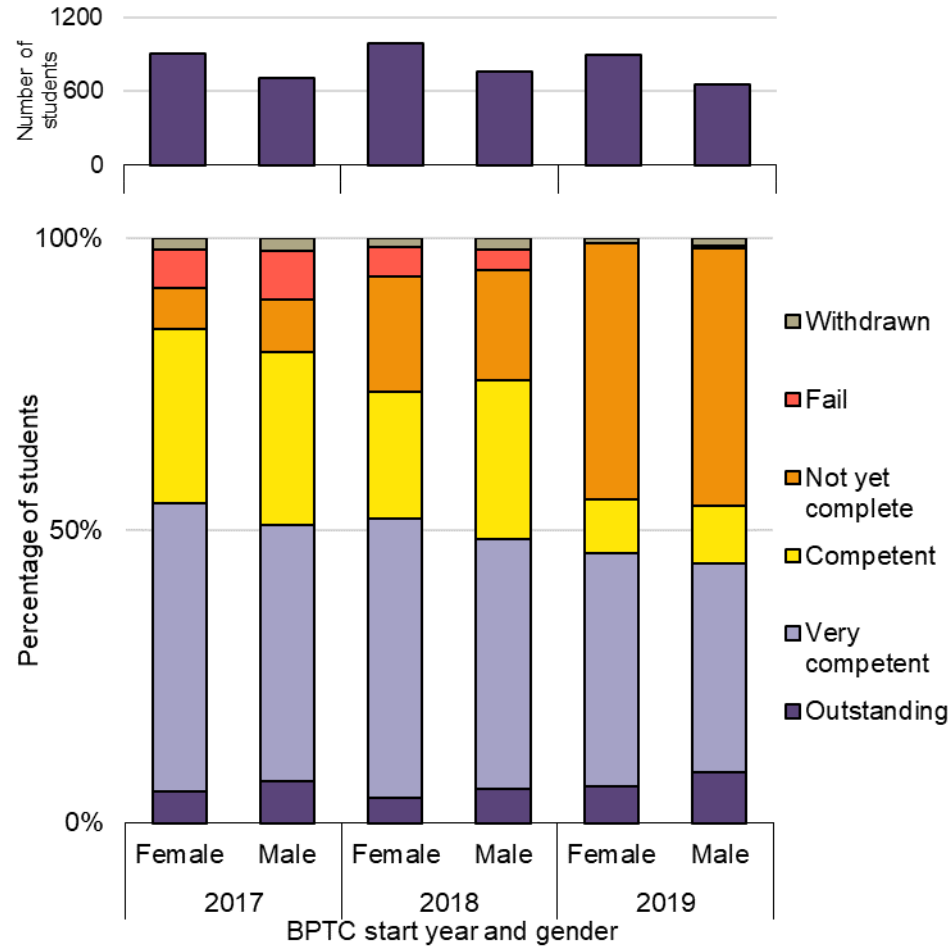


Notes

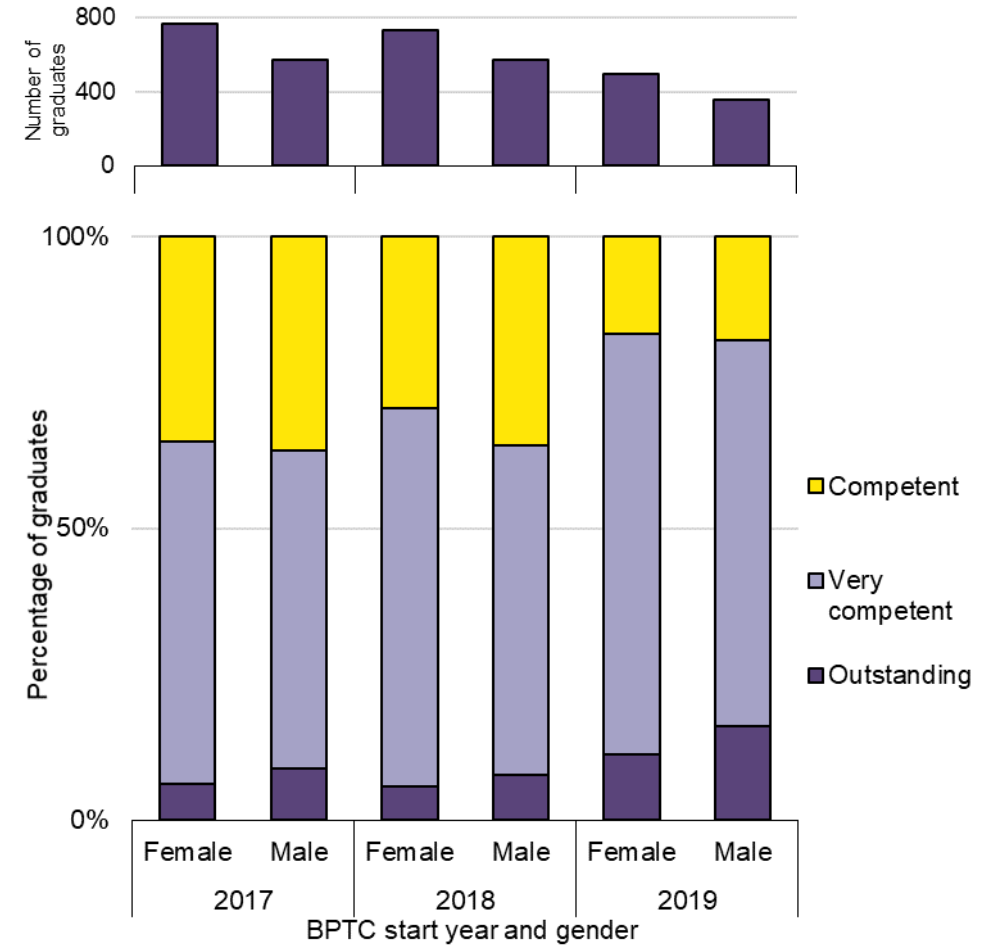
1. Students are not required to declare their ethnicity, but around 94 per cent of all 2017-2019 enrolled students have done so. Data for those where information on ethnicity has not been provided are not included in the above.
2. The data above cover the following cohorts: 2017-18 full-time, 2018-19 full-time, 2019-20 full-time, 2017-19 part-time and 2018-20 part-time.
3. The number of overseas domiciled students with a first-class degree was too small to provide meaningful statistics.

**1. A. 8. 1. Grades obtained by, and outcomes for, full-time and part-time BPTC students, by gender: students from all domiciles**

**Outcomes for all BPTC students in cohort**



**Outcomes for BPTC graduates**



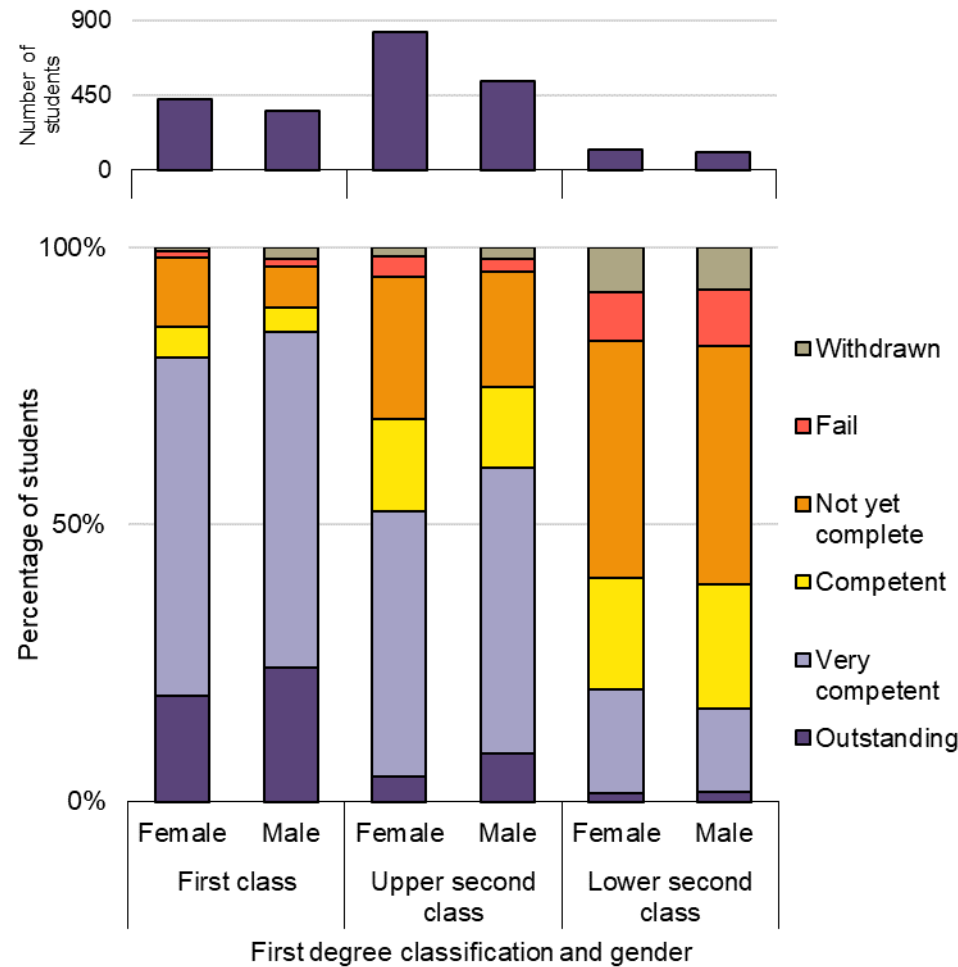
**Notes**

1. Students are not required to declare their gender, but almost 100 per cent of all 2017-2019 enrolled students have done so. Data for those where information on gender has not been provided are not included in the above.
2. The data above cover the following cohorts: 2017-18 full-time, 2018-19 full-time, 2019-20 full-time, 2017-19 part-time and 2018-20 part-time.

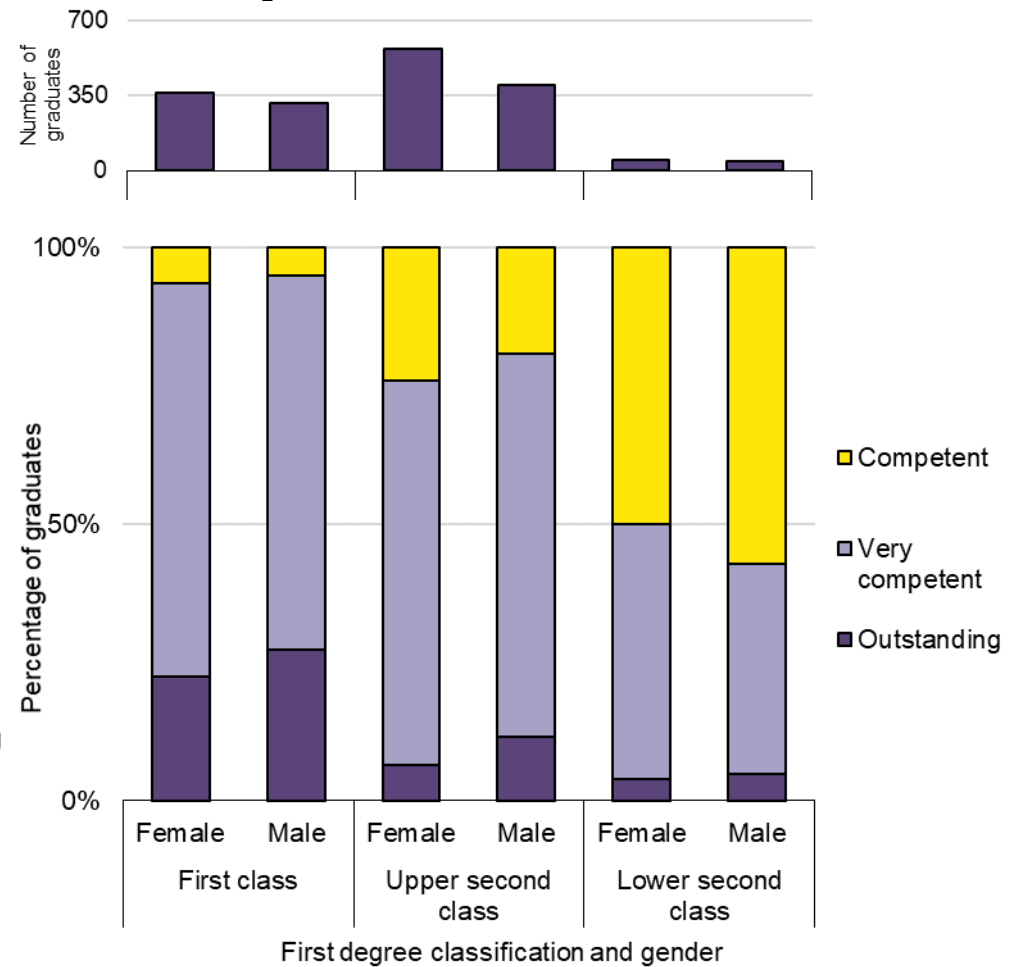


**1. A. 8. 2. Grades obtained by, and outcomes for, full-time and part-time BPTC students, by gender and first degree classification: UK/EU domiciled students - 2017-2019 aggregated**

Outcomes for all BPTC students in cohort



Outcomes for BPTC graduates

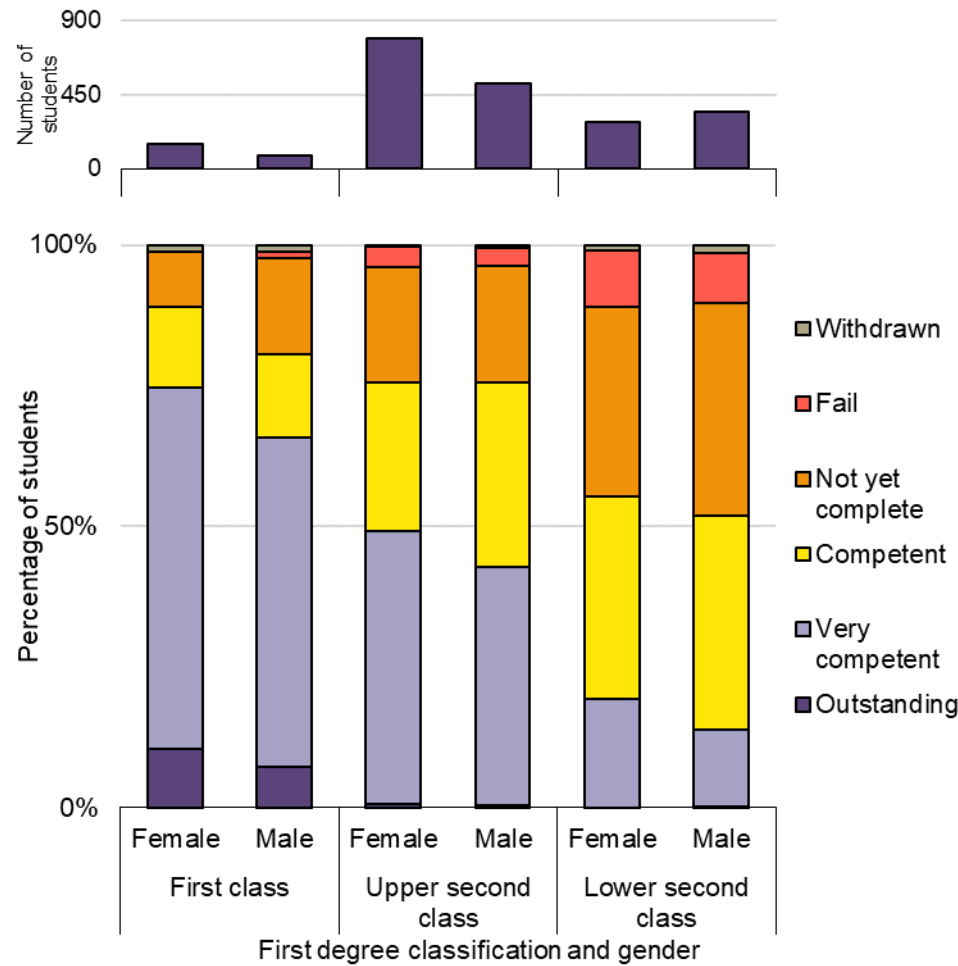


Notes

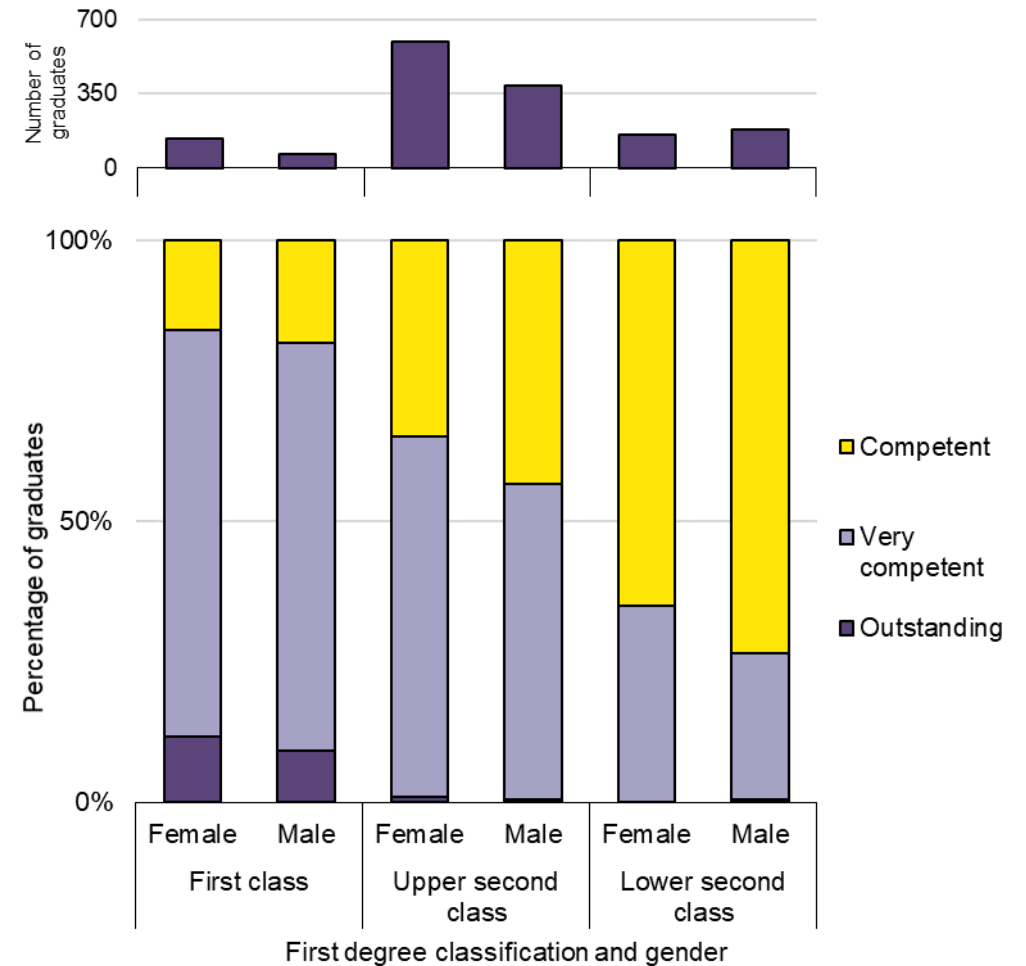
1. Students are not required to declare their gender, but almost 100 per cent of all 2017-2019 enrolled students have done so. Data for those where information on gender has not been provided are not included in the above.
2. The data above cover the following cohorts: 2017-18 full-time, 2018-19 full-time, 2019-20 full-time, 2017-19 part-time and 2018-20 part-time.

**1. A. 8. 3. Grades obtained by, and outcomes for, full-time and part-time BPTC students, by gender and first degree classification: overseas domiciled students - 2017-2019 aggregated**

Outcomes for all BPTC students in cohort



Outcomes for BPTC graduates

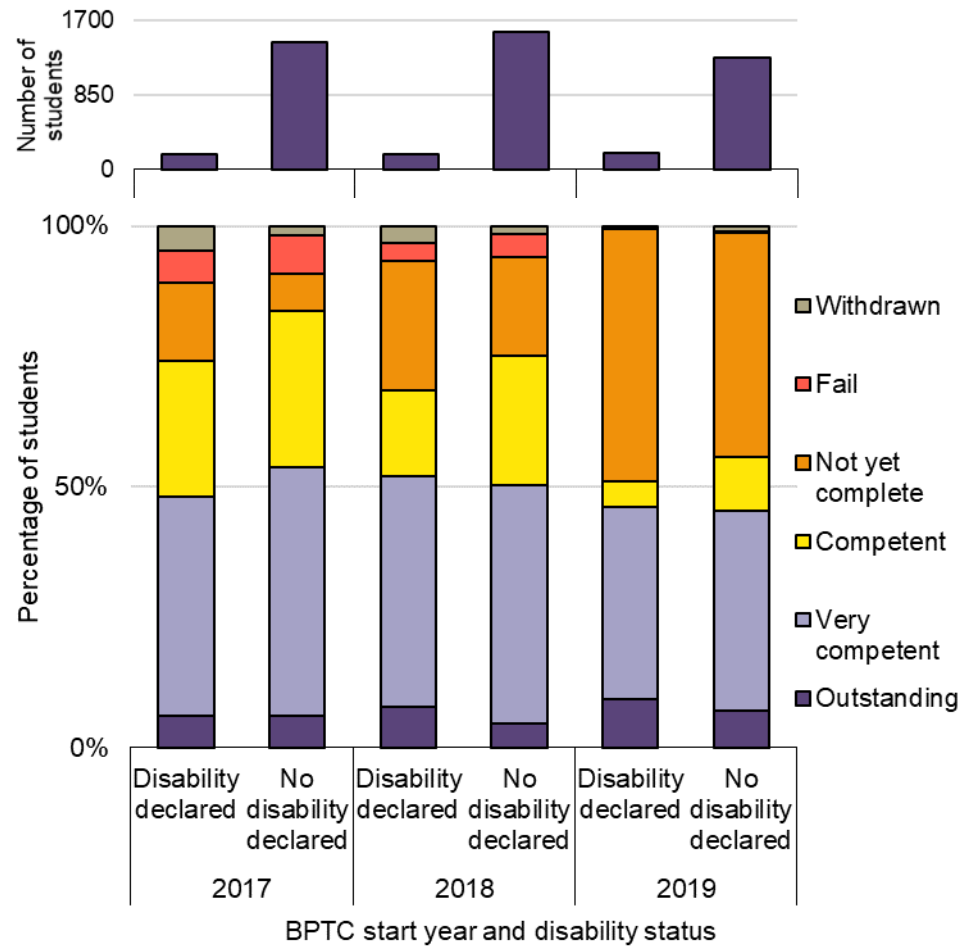


Notes

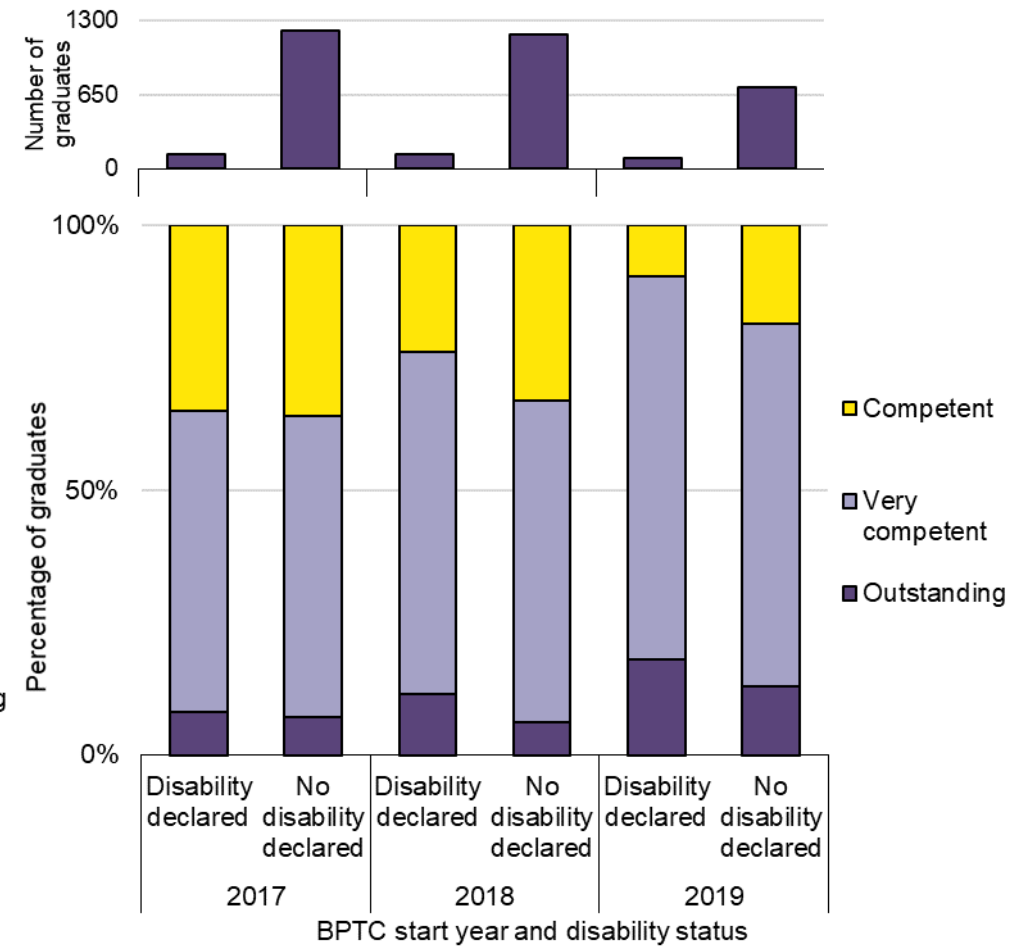
1. Students are not required to declare their gender, but almost 100 per cent of all 2017-2019 enrolled students have done so. Data for those where information on gender has not been provided are not included in the above.
2. The data above cover the following cohorts: 2017-18 full-time, 2018-19 full-time, 2019-20 full-time, 2017-19 part-time and 2018-20 part-time.

**1. A. 9. 1. Grades obtained by, and outcomes for, full-time and part-time BPTC students, by disability: students from all domiciles**

**Outcomes for all BPTC students in cohort**



**Outcomes for BPTC graduates**

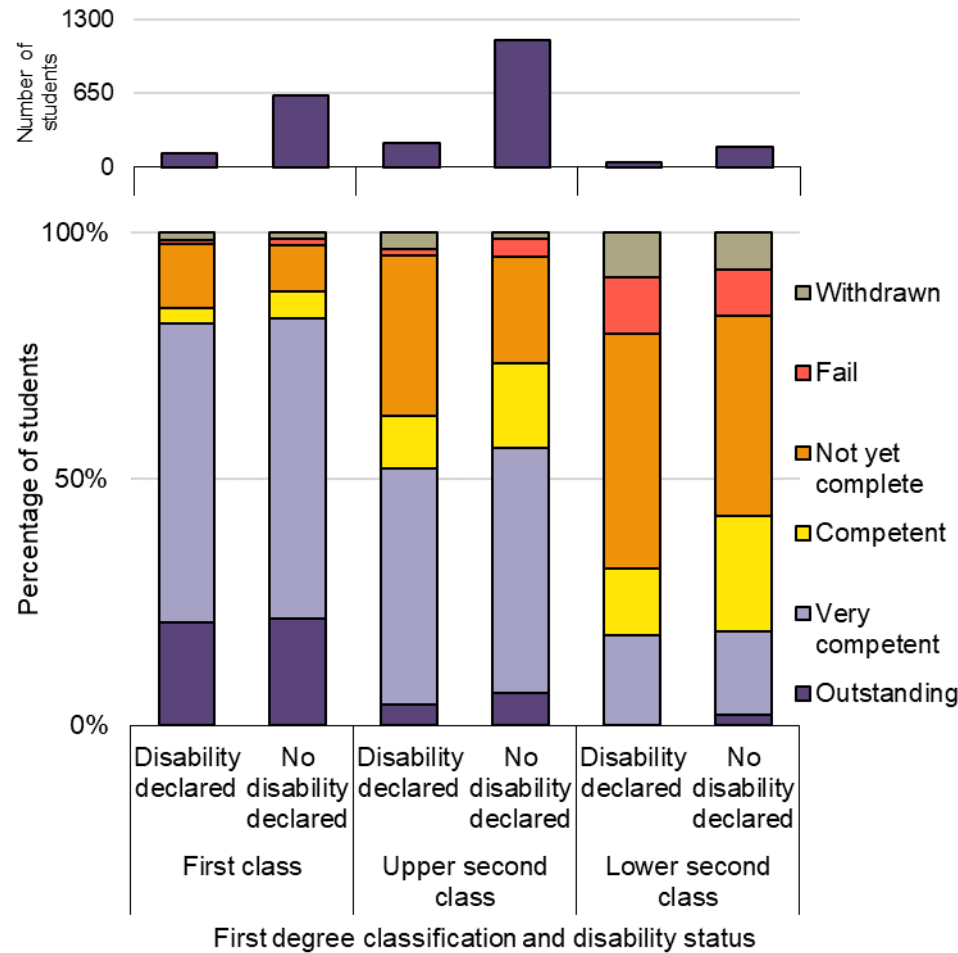


**Notes**

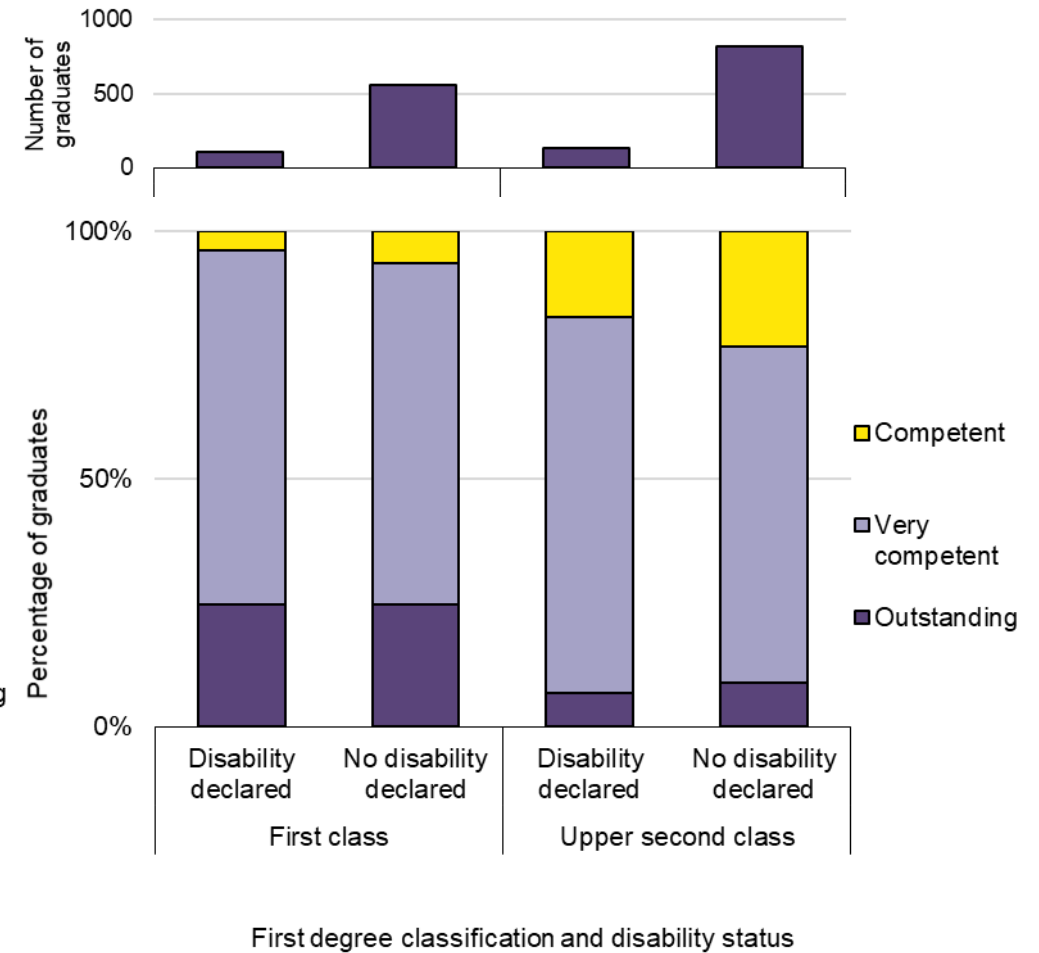
1. Students are not required to declare their disability status, but around 98 per cent of all 2017-2019 enrolled students have done so. Data for those where information on disability status has not been provided are not included in the above.
2. The data above cover the following cohorts: 2017-18 full-time, 2018-19 full-time, 2019-20 full-time, 2017-19 part-time and 2018-20 part-time.

**1. A. 9. 2. Grades obtained by, and outcomes for, full-time and part-time BPTC students, by disability and first degree classification: UK/EU domiciled students - 2017-2019 aggregated**

Outcomes for all BPTC students in cohort

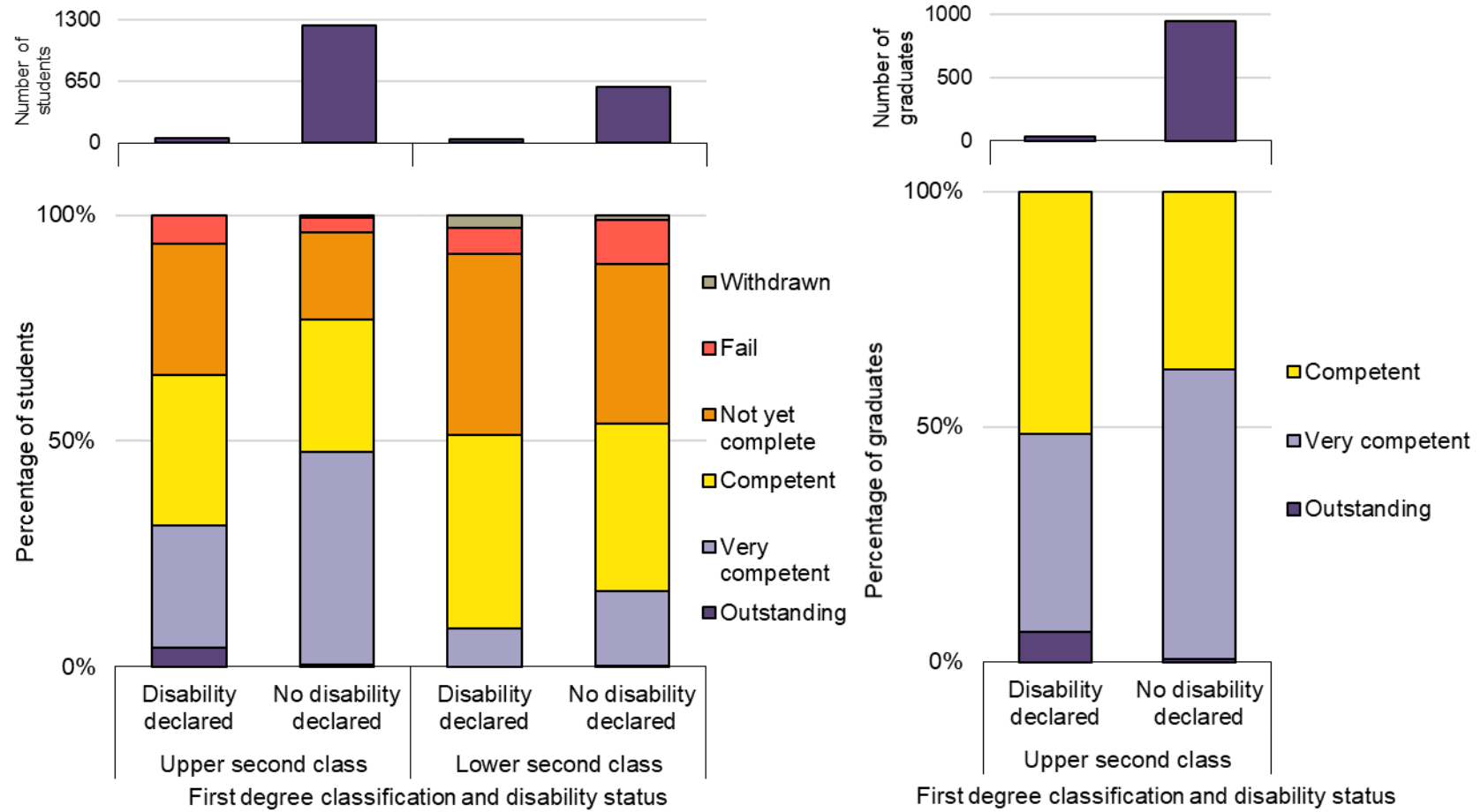


Outcomes for BPTC graduates



- Notes
1. Students are not required to declare their disability status, but around 98 per cent of all 2017-2019 enrolled students have done so. Data for those where information on disability status has not been provided are not included in the above.
  2. The data above cover the following cohorts: 2017-18 full-time, 2018-19 full-time, 2019-20 full-time, 2017-19 part-time and 2018-20 part-time.

**1. A. 9. 3. Grades obtained by, and outcomes for, full-time and part-time BPTC students, by disability and first degree classification: Overseas domiciled students - 2017-2019 aggregated**



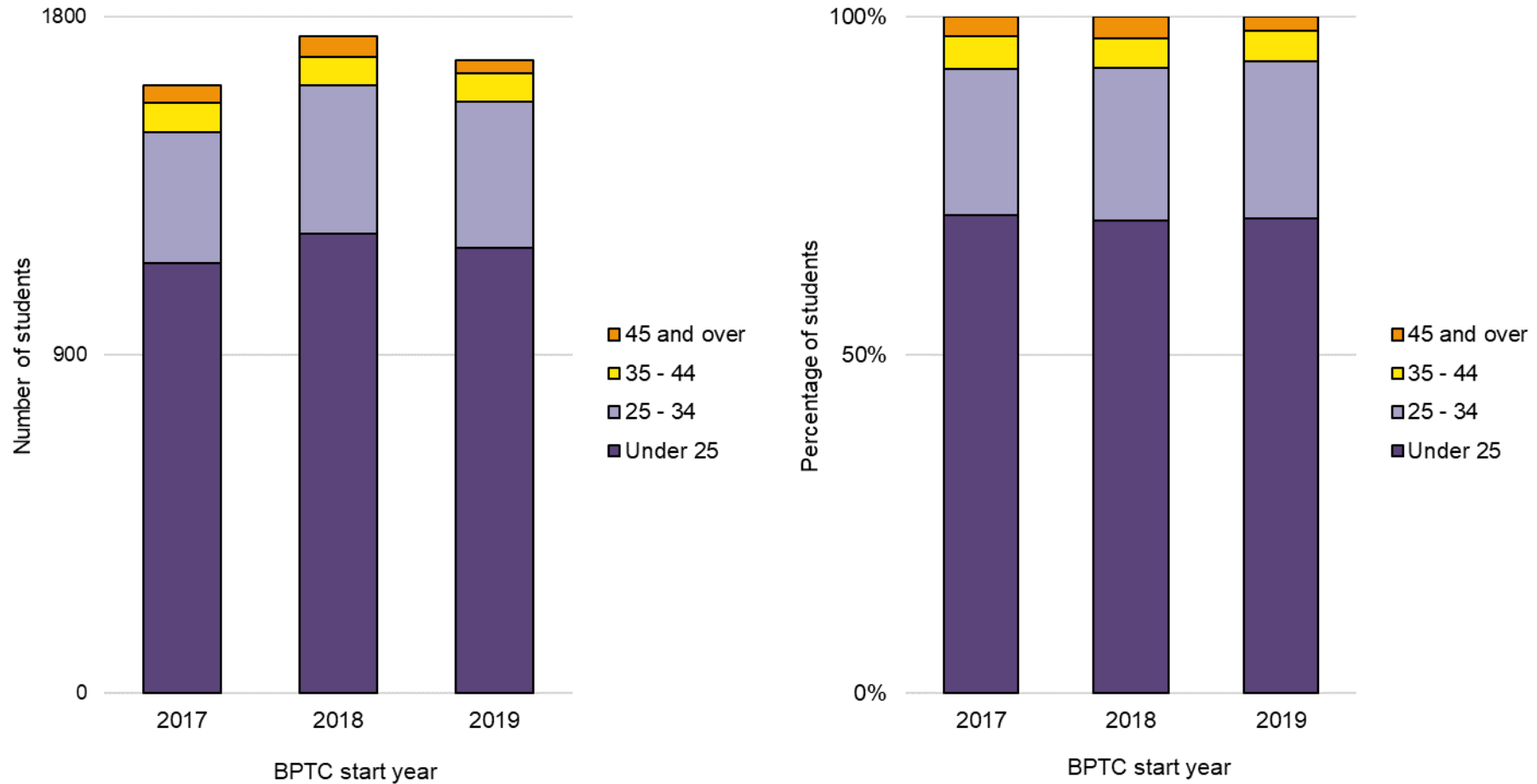
**Notes**

1. Students are not required to declare their disability status, but around 98 per cent of all 2017-2019 enrolled students have done so. Data for those where information on disability status has not been provided are not included in the above.
2. The data above cover the following cohorts: 2017-18 full-time, 2018-19 full-time, 2019-20 full-time, 2017-19 part-time and 2018-20 part-time.

## 1. B. Profile of full-time and part-time BPTC students

1. B. sets out an overview of key profile data for full-time and part-time students enrolled on the BPTC.

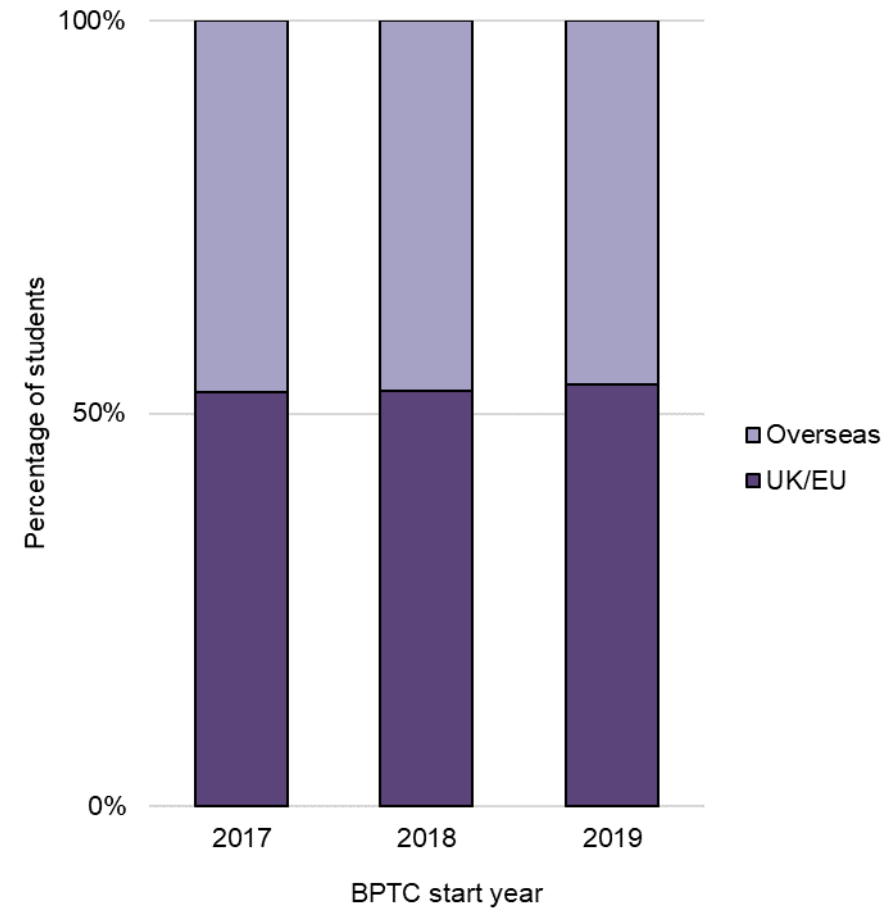
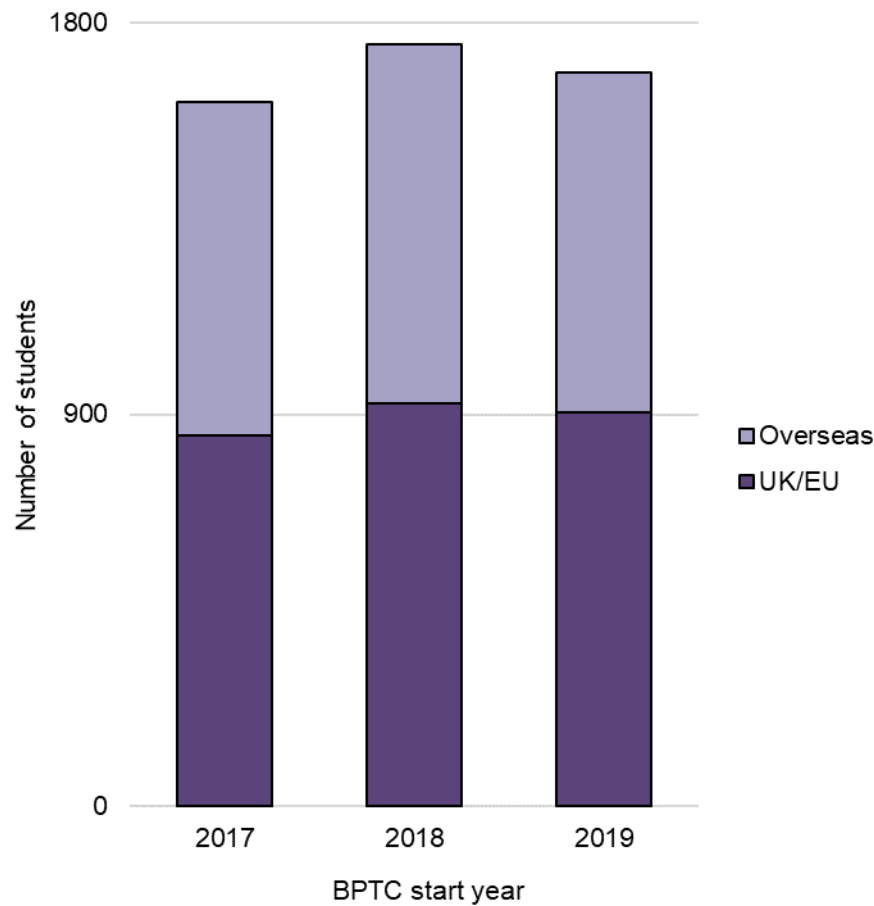
### 1. B. 1. Age of full-time and part-time students (as at 1 October in the year of enrolling on the BPTC): students from all domiciles



Note

- The data above cover part-time and full-time students enrolled in October 2017, 2018 and 2019.

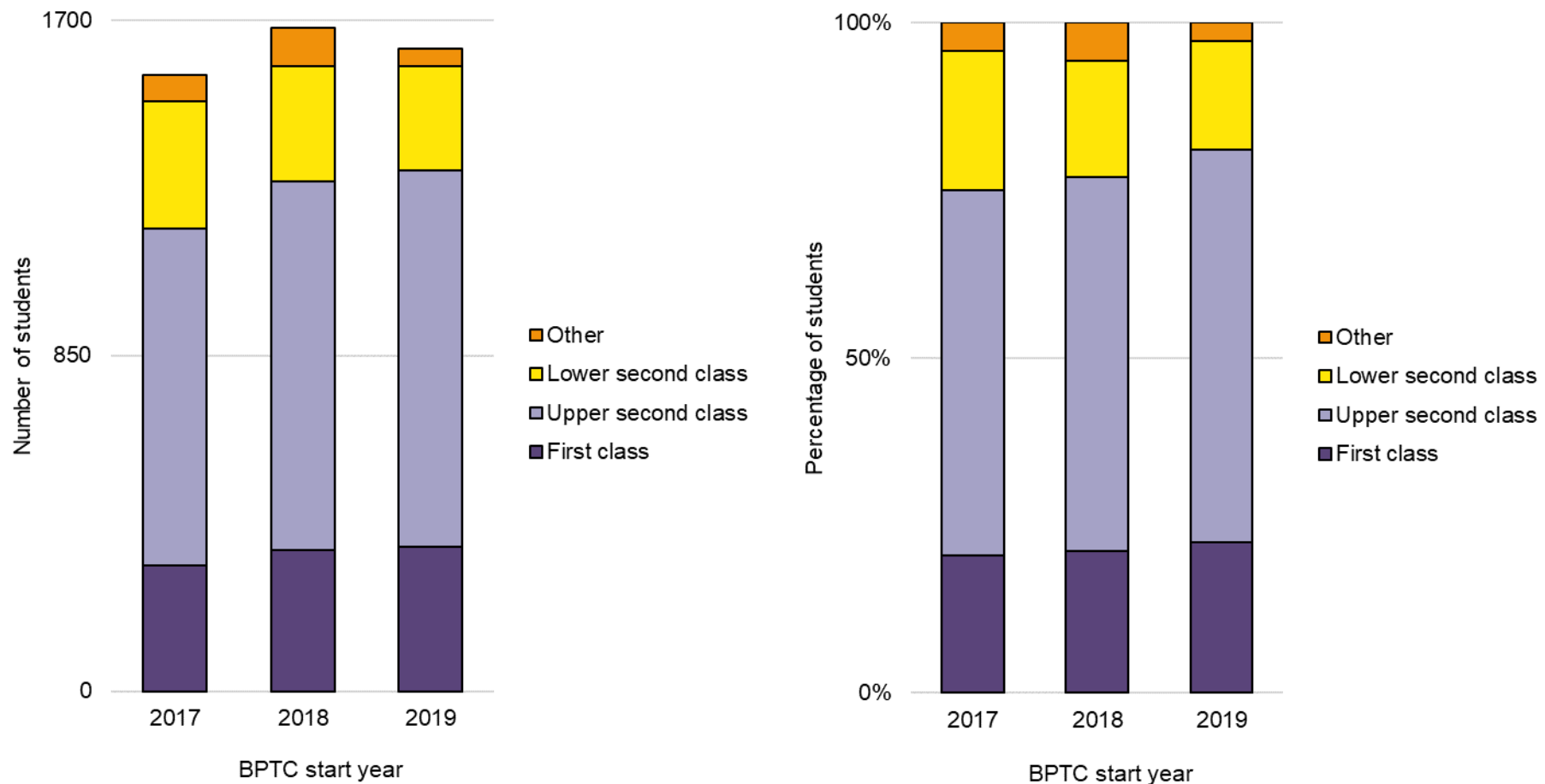
**1. B. 2. Domicile of full-time and part-time BPTC students**



Notes

1. This chart shows domicile i.e. the student's place of permanent residence prior to starting the course.
2. Data for students from the United Kingdom and the European Union have been merged.
3. The data above cover part-time and full-time students enrolled in October 2017, 2018 and 2019.

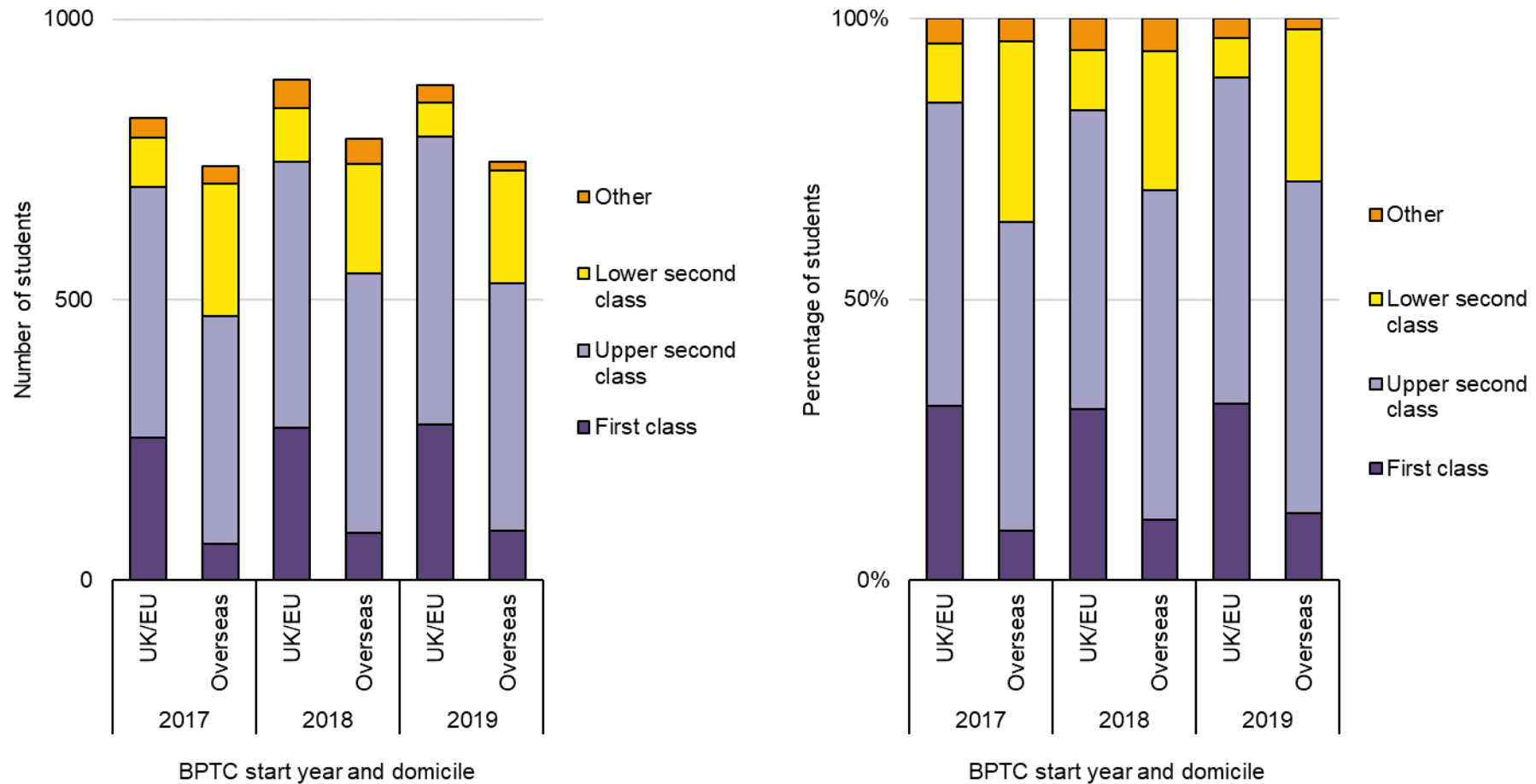
**1. B. 3. First degree classification of full-time and part-time BPTC students: students from all domiciles**



- Notes
1. The minimum entry requirement for admission to the BPTC is a lower second class degree; in exceptional circumstances, students may be admitted to the BPTC with a different academic qualification. This is conditional on the granting of a waiver by the Bar Standards Board. Such students are classified as "Other".
  2. The data above cover part-time and full-time students enrolled in October 2017, 2018 and 2019.



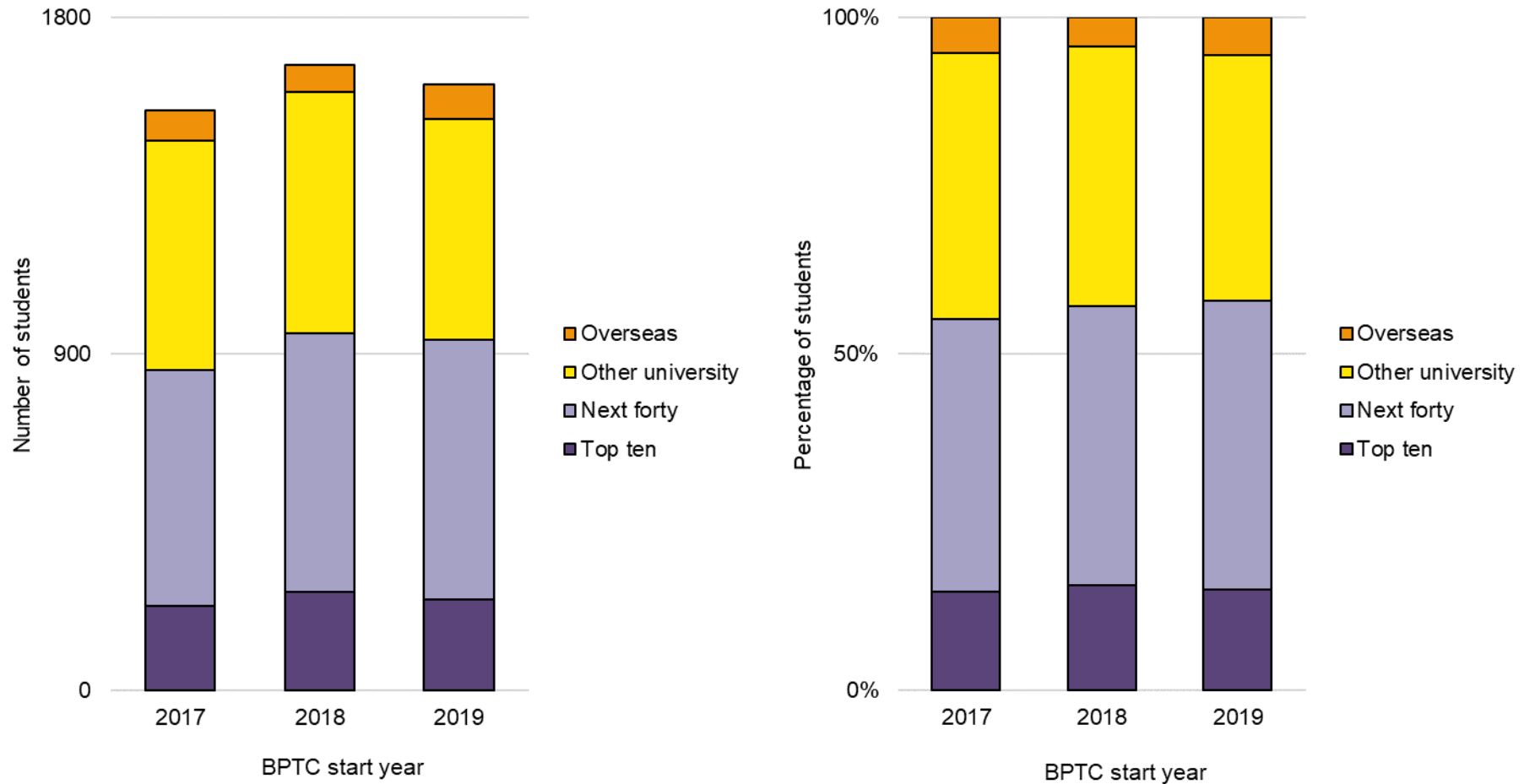
**1. B. 4. First degree classification of full-time and part-time BPTC students, by domicile**



Notes

1. This table shows the distribution of first degree classifications grouped by domicile.
2. Not all BPTC providers have provided students' domicile and first degree classification.
3. Students who did not gain a first class, upper second class or lower second class degree and were admitted to the BPTC with a different academic qualification are classified as "Other".
4. The data above cover part-time and full-time students enrolled in October 2017, 2018 and 2019.

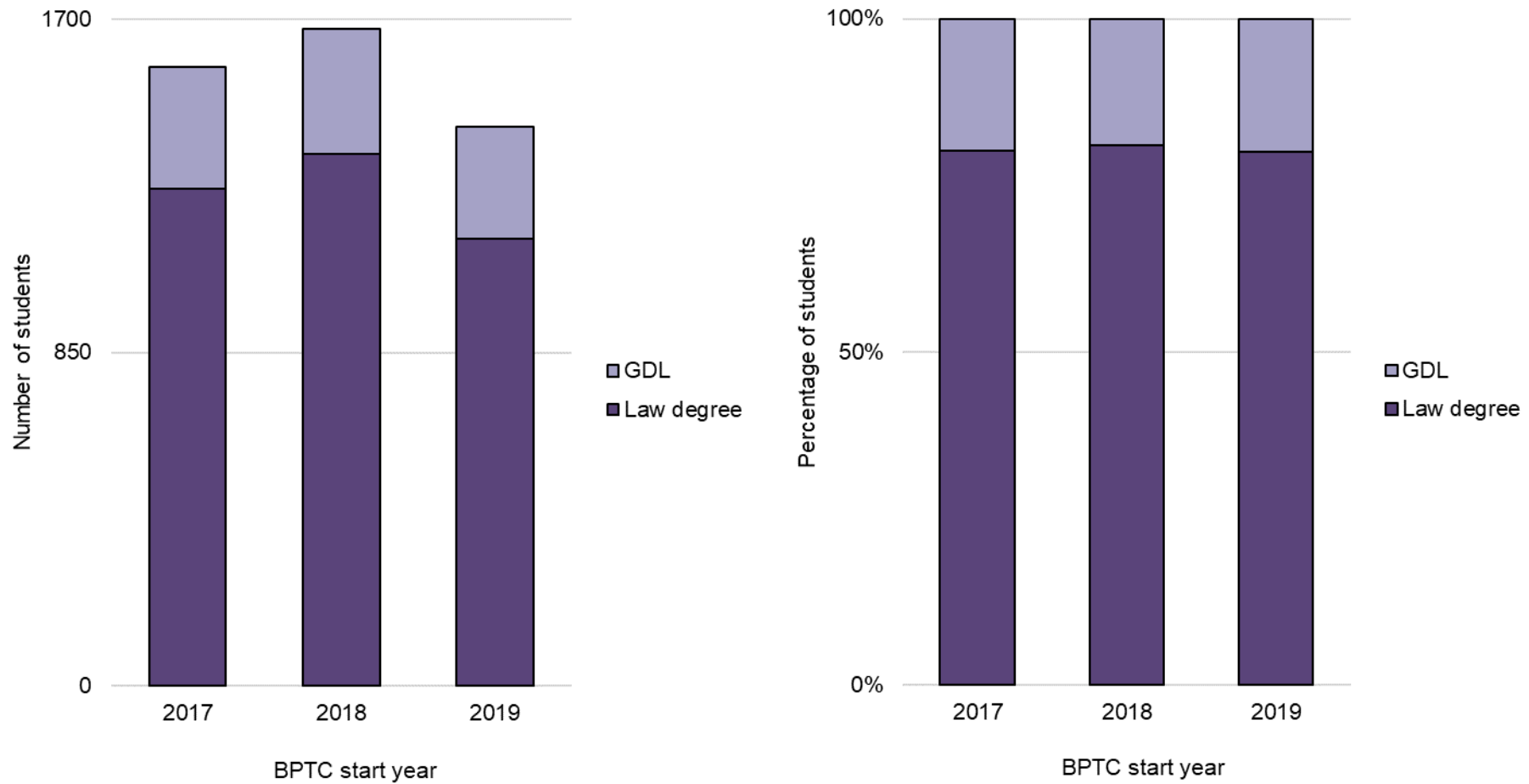
**1. B. 5. Ranking of university at which full-time and part-time BPTC students studied for first degree: students from all domiciles**



Notes

1. The top fifty universities for each year have been taken from the Times and Sunday Times Good University Guide (for each academic year).
2. The data above cover part-time and full-time students enrolled in October 2017, 2018 and 2019.

**1. B. 6. Full-time and part-time BPTC students who completed a law degree or Graduate Diploma in Law (GDL): students from all domiciles**



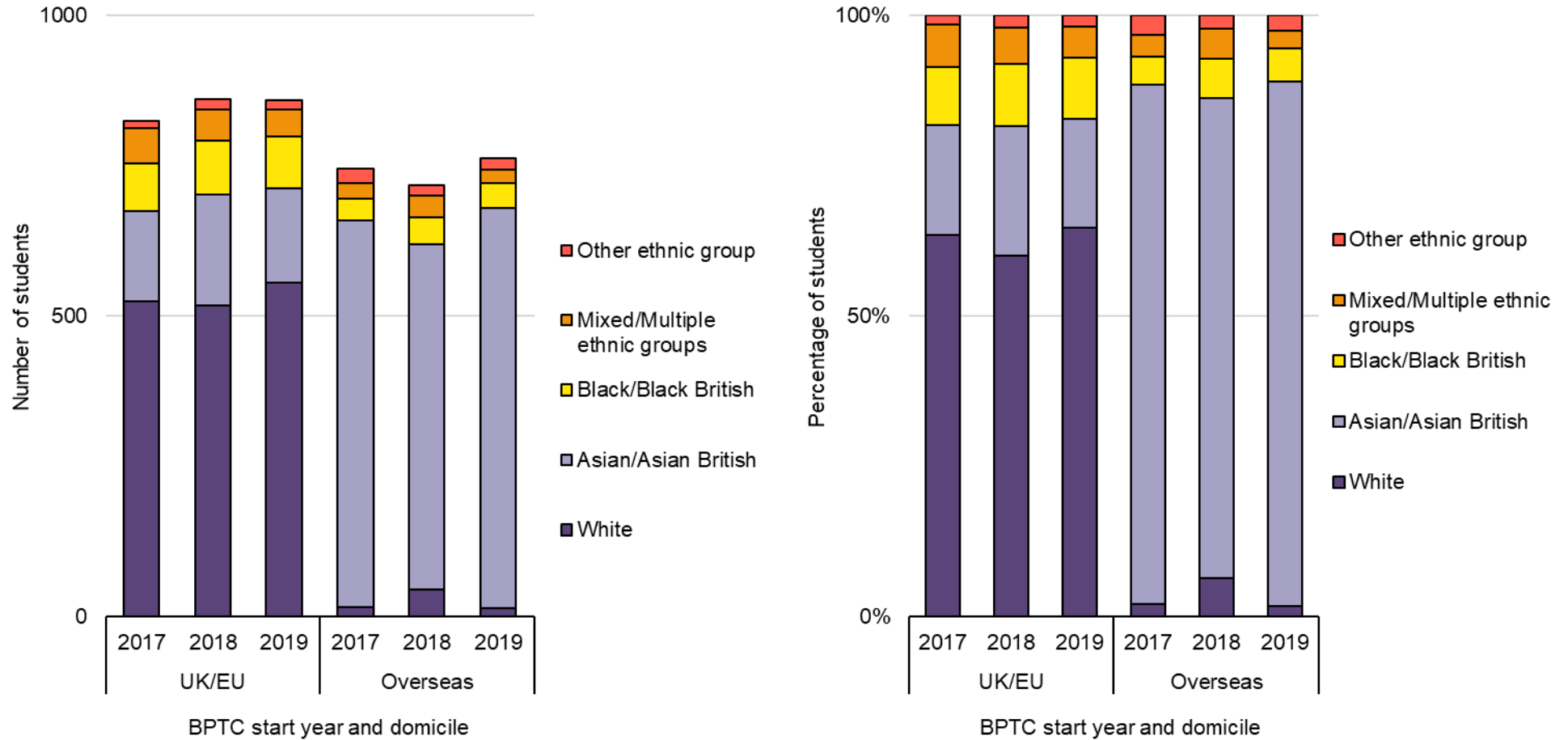
Notes

1. The specific entry requirements for the BPTC are contained in the [BPTC Handbook](#).
2. The GDL is also known as the Common Professional Examination.
3. The data above cover part-time and full-time students enrolled in October 2017, 2018 and 2019.

Tables B7, B8 and B9 set out data on protected characteristics in line with the Bar Standards Board equality and diversity guidelines.

The requirement to retain and provide diversity data applies to all publicly funded higher education institutions in the United Kingdom; not all BPTC providers are governed by this requirement.

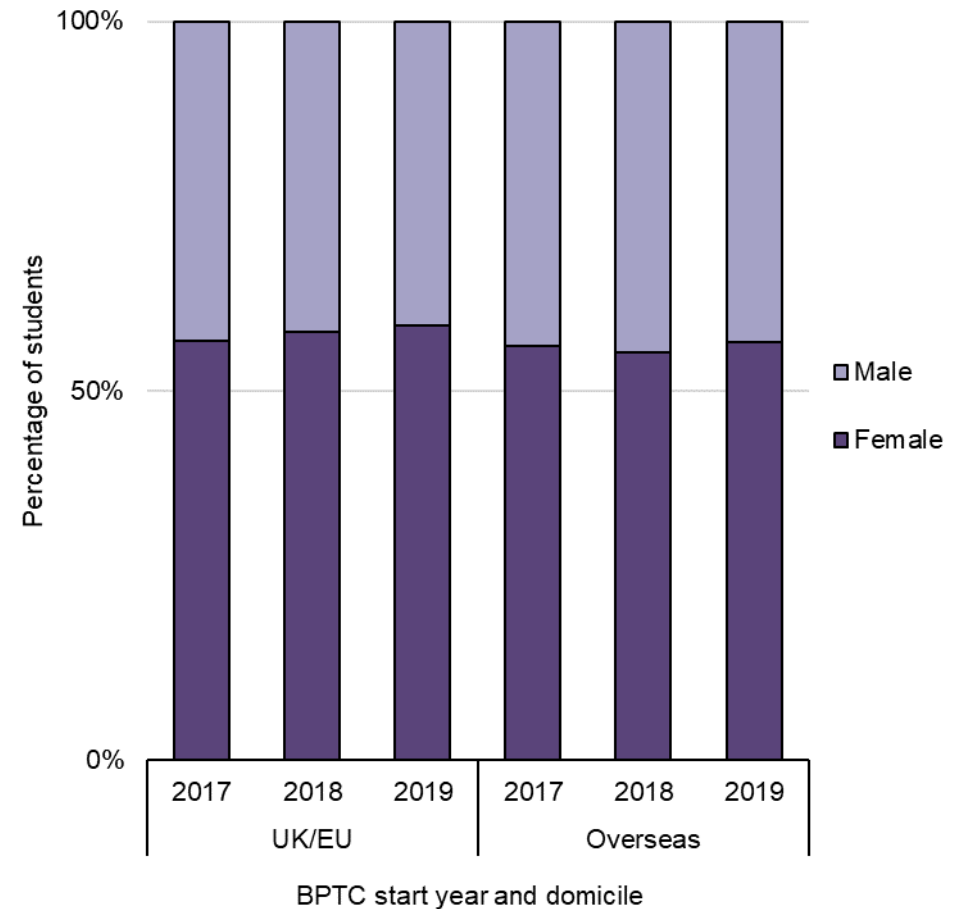
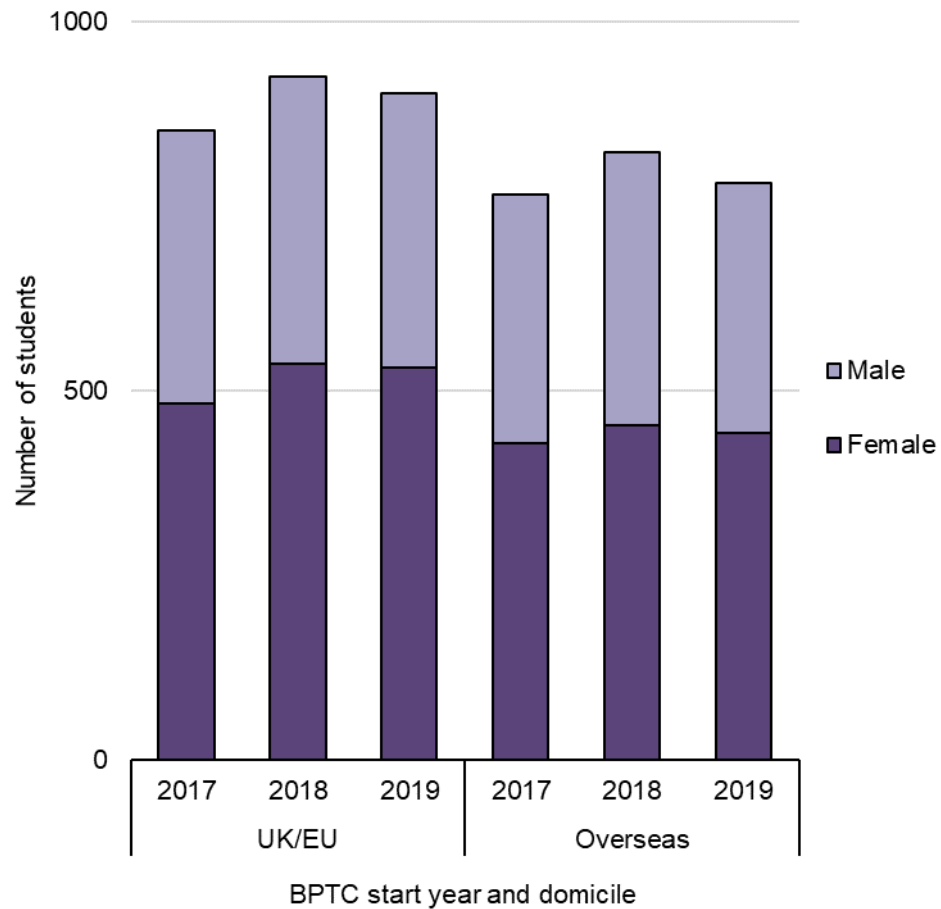
**1. B. 7. Ethnicity of full-time and part-time BPTC students by domicile**



Notes

1. Students are not required to declare their ethnicity, but around 94 per cent of all 2017-2019 enrolled students have done so. Data for those where information on ethnicity has not been provided are not included in the above.
2. The data above cover part-time and full-time students enrolled in October 2017, 2018 and 2019.

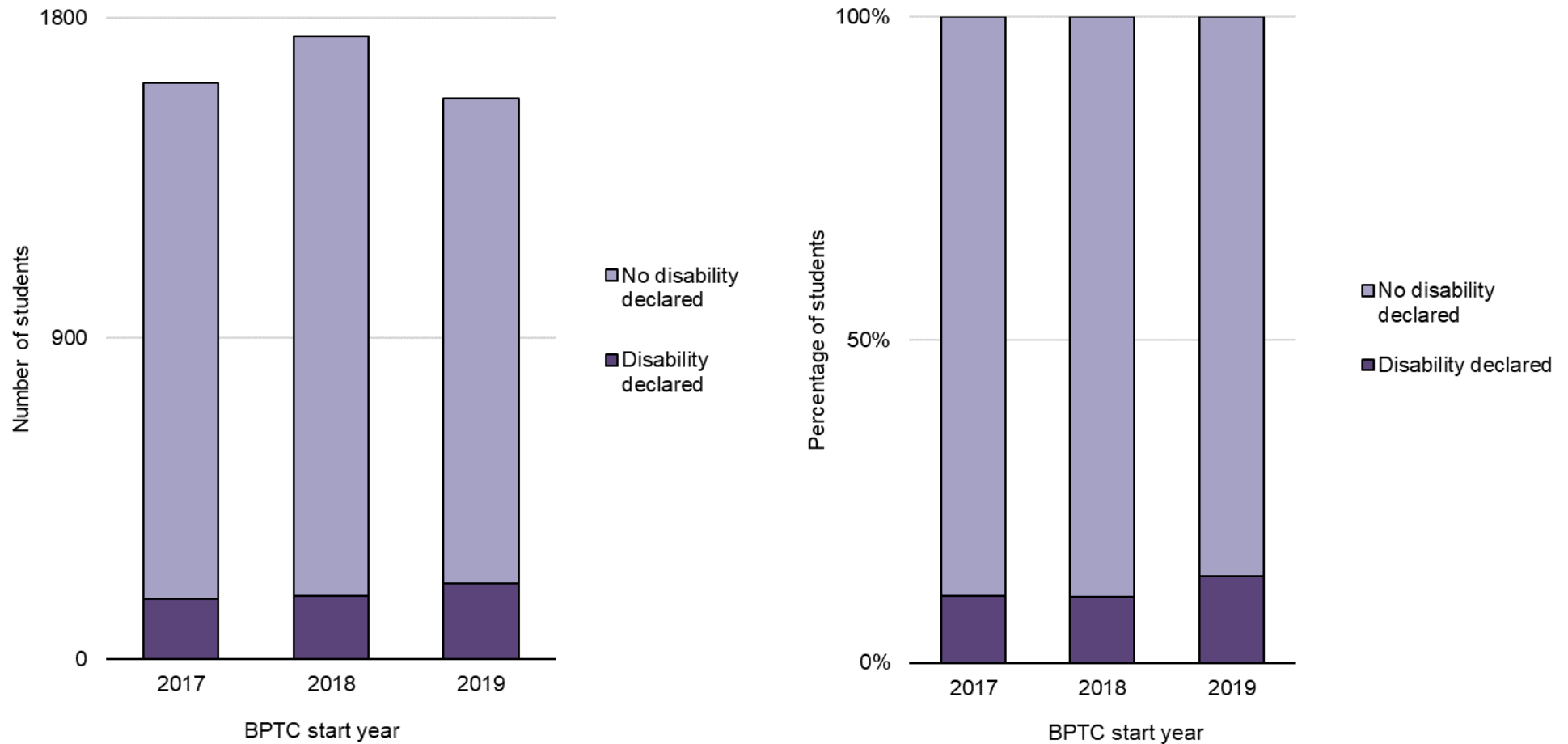
**1. B. 8. Gender of full-time and part-time BPTC students by domicile**



Notes

1. Students are not required to declare their gender, but almost 100 per cent of all 2017-2019 enrolled students have done so. Data for those where information on gender has not been provided are not included in the above.
2. The data above cover part-time and full-time students enrolled in October 2017, 2018 and 2019.

**1. B. 9. Declared disability of full-time and part-time BPTC students: students from all domiciles**



- Notes
1. Students are not required to declare their disability status, but around 98 per cent of all 2017-2019 enrolled students have done so. Data for those where information on disability status has not been provided, are not included in the above.
  2. The data above cover part-time and full-time students enrolled in October 2017, 2018 and 2019.

**Bar Standards Board**  
**289 – 293 High Holborn**  
**LONDON**