

BAR
STANDARDS
BOARD

REGULATING BARRISTERS

BPTC Key Statistics 2019

**Part 1: Key statistics aggregated for all
providers (full-time and part-time BPTC students)**

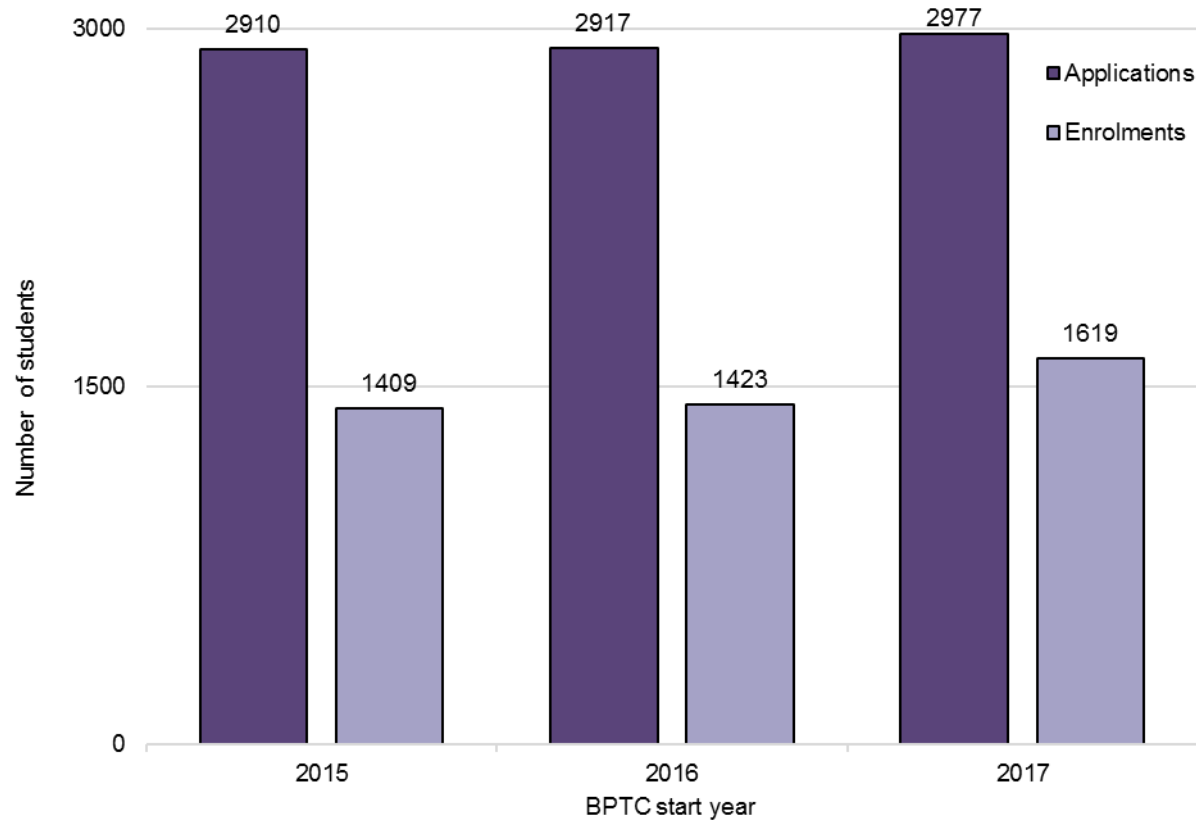
Contents

1. A. BPTC results and outcomes for full-time and part-time students	2
1. A. 1. BPTC applications and enrolments: students from all domiciles.....	2
1. A. 2. BPTC results obtained by students: students from all domiciles.....	3
1. A. 3. 1. Grades obtained by, and outcomes for, full-time and part-time BPTC students, by year and first degree classification: students from all domiciles.....	4
1. A. 3. 2. Grades obtained by, and outcomes for, full-time and part-time BPTC students by first degree classification: UK/EU domiciled students – 2015-2016 aggregated.....	5
1. A. 4. Grades obtained by full-time and part-time BPTC students (indicating whether all BPTC assessments were passed at the first attempt or otherwise): students from all domiciles.....	6
1. A. 5. 1. Grades obtained by, and outcomes for, full-time and part-time BPTC students, by first degree classification: students from all domiciles.....	7
1. A. 5. 2. Grades obtained by, and outcomes for, full-time and part-time BPTC students, by first degree classification: UK/EU domiciled students.....	8
1. A. 5. 3. Grades obtained by, and outcomes for, full-time and part-time BPTC students, by first degree classification: overseas domiciled students.....	9
1. A. 6. Grades obtained by, and outcomes for, full-time and part-time BPTC students, by domicile.....	10
1. A. 7. 1. Grades obtained by, and outcomes for, full-time and part-time BPTC students, by ethnicity: students from all domiciles.....	11
1. A. 7. 2. Grades obtained by, and outcomes for, full-time and part-time BPTC students, by ethnicity and first degree classification: UK/EU domiciled students - 2015-2017 aggregated.....	12
1. A. 7. 3. Grades obtained by, and outcomes for, full-time and part-time BPTC students, by ethnicity and first degree classification: Overseas domiciled students - 2015-2017 aggregated.....	13
1. A. 8. 1. Grades obtained by, and outcomes for, full-time and part-time BPTC students, by gender: students from all domiciles.....	14
1. A. 8. 2. Grades obtained by, and outcomes for, full-time and part-time BPTC students, by gender and first degree classification: UK/EU domiciled students - 2015-2017 aggregated.....	15
1. A. 8. 3. Grades obtained by, and outcomes for, full-time and part-time BPTC students, by gender and first degree classification: overseas domiciled students - 2015-2017 aggregated.....	16
1. A. 9. 1. Grades obtained by, and outcomes for, full-time and part-time BPTC students, by disability: students from all domiciles.....	17
1. A. 9. 2. Grades obtained by, and outcomes for, full-time and part-time BPTC students, by disability and first degree classification: UK/EU domiciled students - 2015-2017 aggregated.....	18
1. B. Profile of full-time and part-time BPTC students	19
1. B. 1. Age of full-time and part-time students (as at 1 October in the year of enrolling on the BPTC): students from all domiciles.....	19
1. B. 2. Domicile of full-time and part-time BPTC students.....	20
1. B. 3. First degree classification of full-time and part-time BPTC students: students from all domiciles.....	21
1. B. 4. First degree classification of full-time and part-time BPTC students, by domicile.....	22
1. B. 5. Ranking of university at which full-time and part-time BPTC students studied for first degree: students from all domiciles.....	23
1. B. 6. Full-time and part-time BPTC students who completed a law degree or Graduate Diploma in Law (GDL): students from all domiciles.....	24
1. B. 7. Ethnicity of full-time and part-time BPTC students by domicile.....	25
1. B. 8. Gender of full-time and part-time BPTC students by domicile.....	26
1. B. 9. Declared disability of full-time and part-time BPTC students: students from all domiciles.....	27

1. A. BPTC results and outcomes for full-time and part-time students

1. A. sets out an overview of the results and outcomes obtained by full-time and part-time students enrolled on the BPTC.

1. A. 1. BPTC applications and enrolments: students from all domiciles



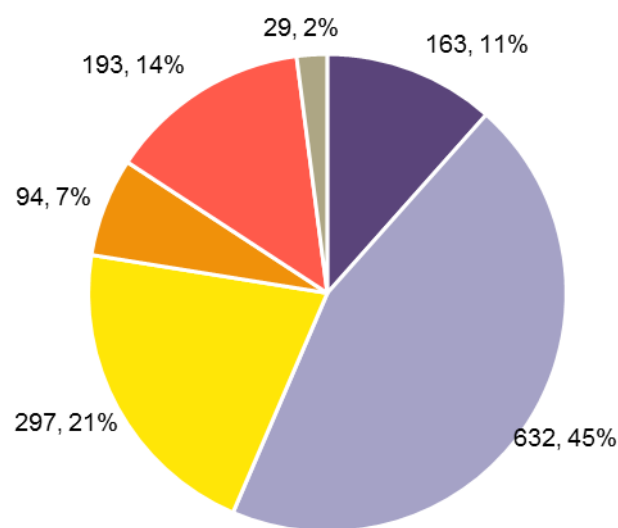
Notes

1. The data on enrolments are those reported and validated by providers in the collection of key statistics.
2. The data above cover part-time and full-time students enrolled in October 2015, 2016 and 2017.
3. Enrolment numbers for previous years may differ from previous publications, as updated information is received from providers of the BPTC.

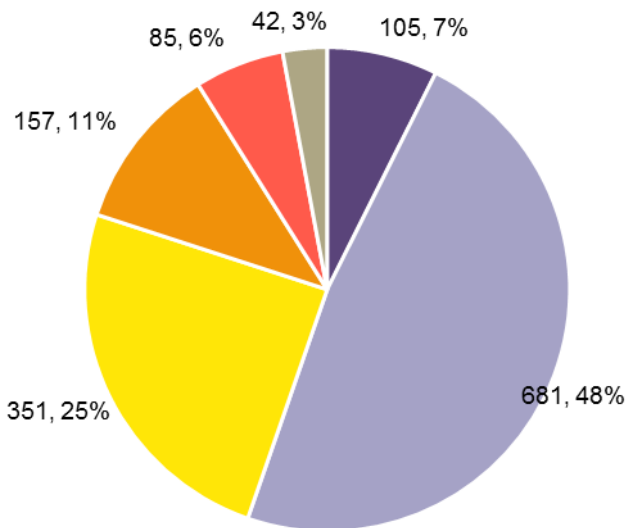
1. A. 2. BPTC results obtained by students: students from all domiciles

The following charts show the percentage of enrolled students in a given academic year who obtained the overall grade outcomes of Outstanding/Very Competent/Competent or the non-grade outcomes of Not Yet Complete/Fail/Withdrawn. A detailed description of the criteria for each grade (including the percentages assigned to the pass grades) can be found in the [BPTC Handbook](#).

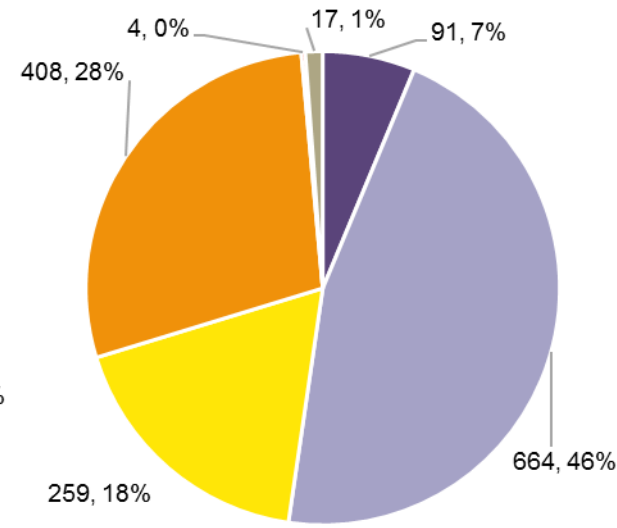
Students enrolled in 2015



Students enrolled in 2016



Students enrolled in 2017



- Outstanding
- Very competent
- Competent
- Not yet complete
- Fail
- Withdrawn

- Outstanding
- Very competent
- Competent
- Not yet complete
- Fail
- Withdrawn

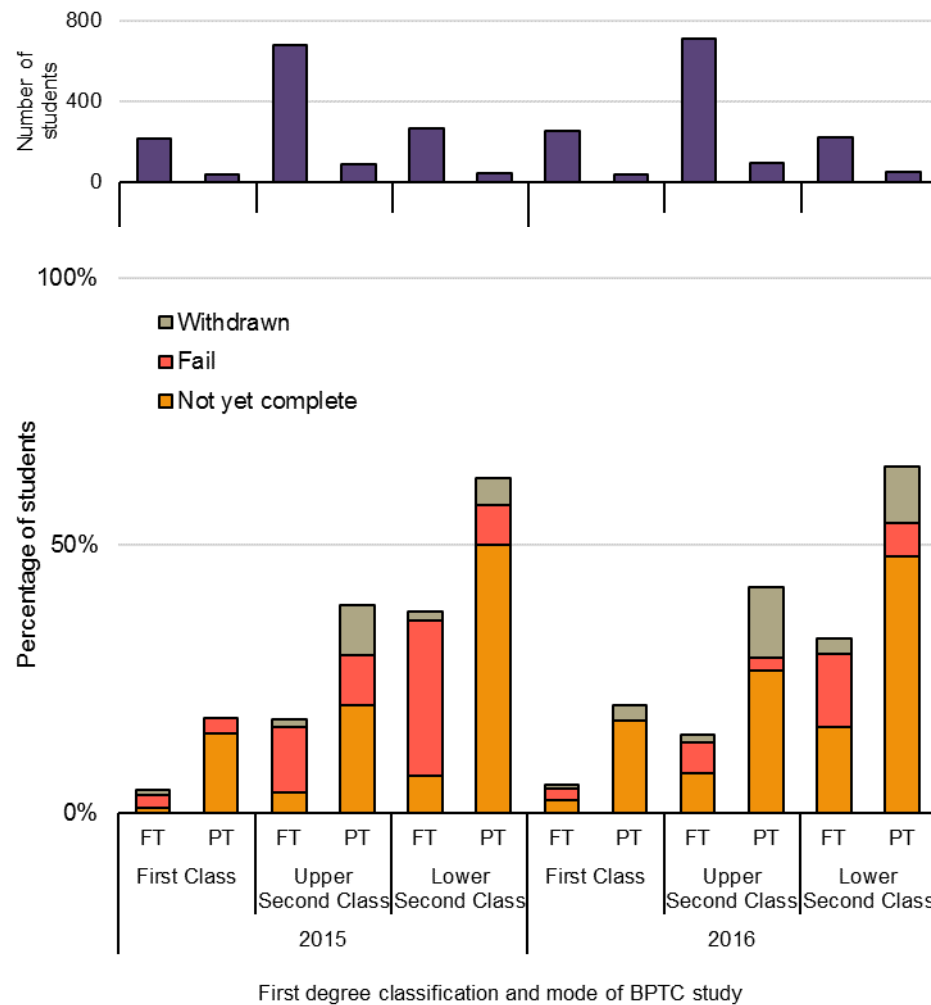
- Outstanding
- Very competent
- Competent
- Not yet complete
- Fail
- Withdrawn

Notes

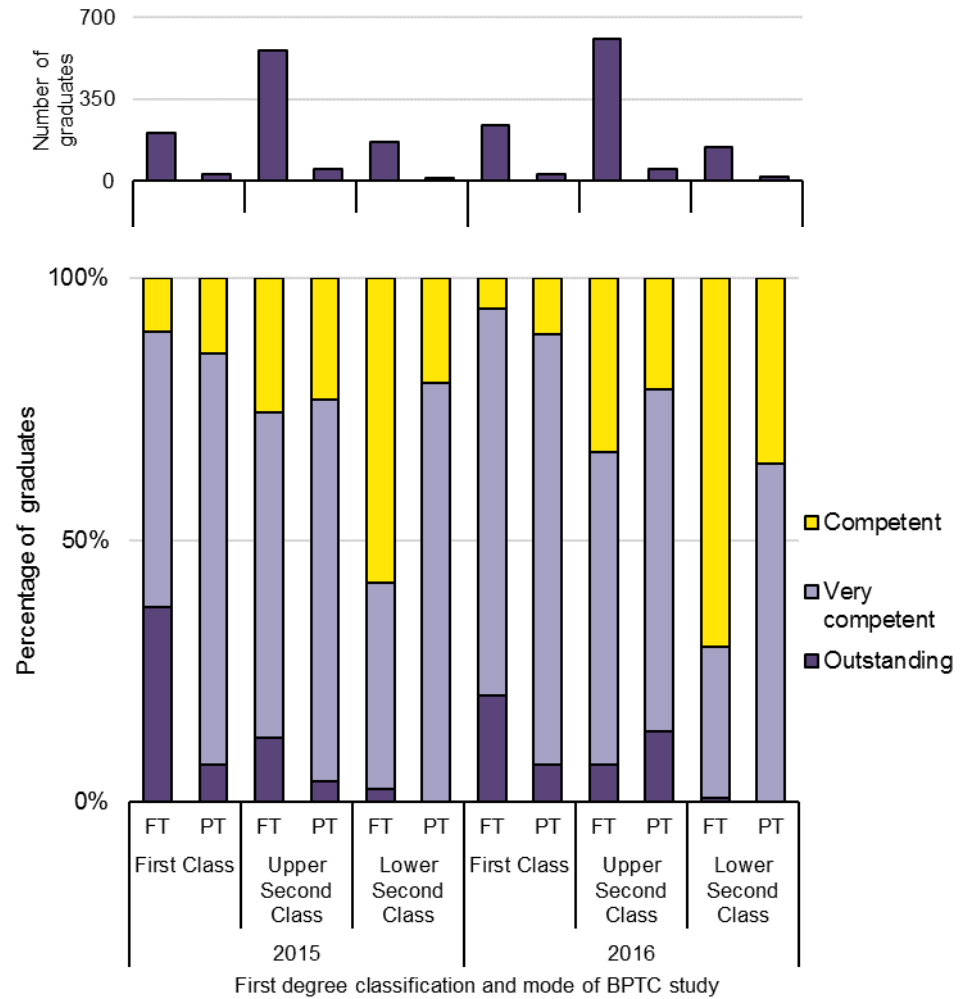
- The data above cover the following cohorts: 2015-16 full-time, 2016-17 full-time, 2017-18 full-time, 2015-17 part-time and 2016-18 part-time.
- Up until 2016/17, a student who failed an assessment was usually permitted one further opportunity to re-take the failed assessment. From 2016/17 this was changed to two further opportunities. As of when these data were collected, students who enrolled in 2017/18 who undertook a re-sit and did not pass would be yet to undertake their third sit, meaning these students could not have yet failed the course.
- The above does not include data on individuals where data on outcomes and/or one or more characteristics have not been provided.

1. A. 3. 1. Grades obtained by, and outcomes for, full-time and part-time BPTC students, by year and first degree classification: students from all domiciles

Rates of failure, withdrawal and those yet to complete the course



Outcomes for BPTC graduates

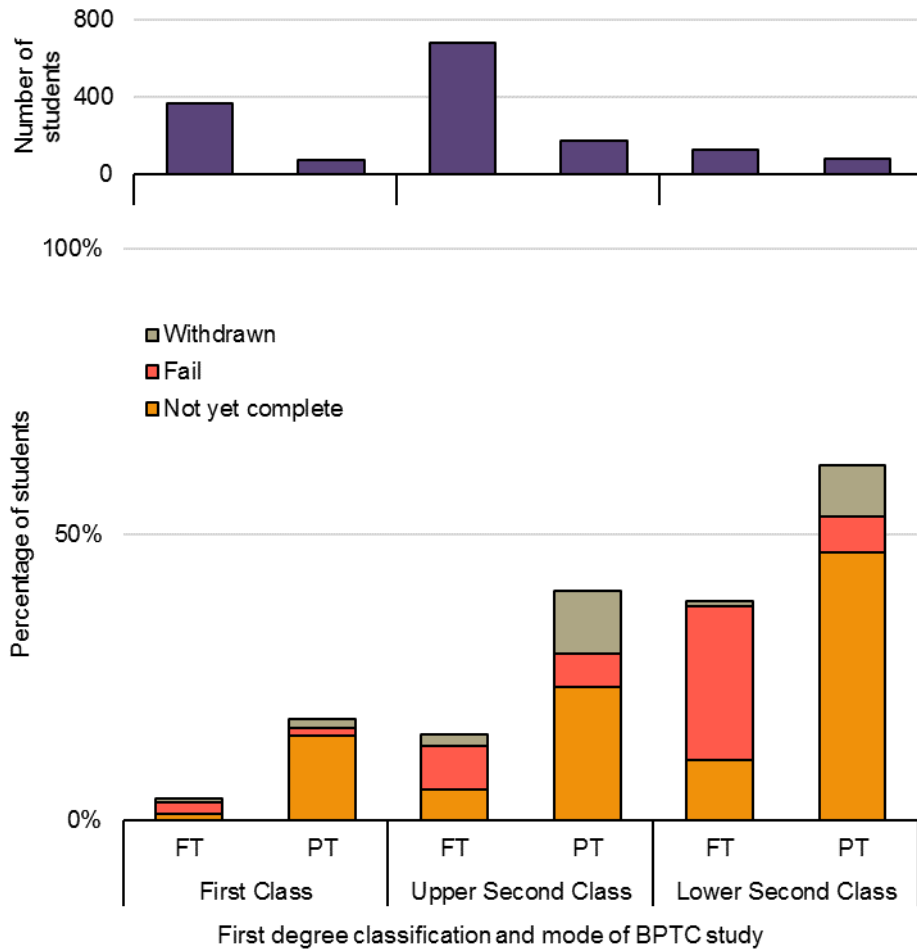


Note

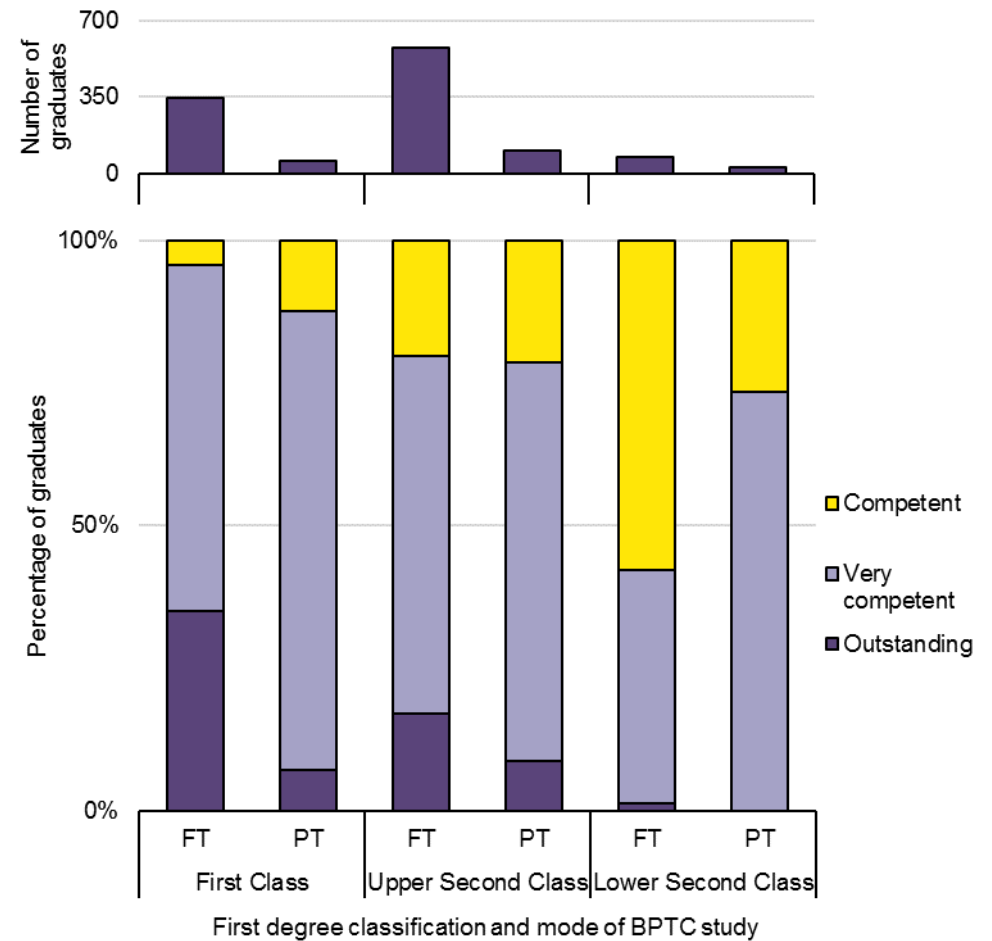
1. The data above cover the following cohorts: 2015-16 full-time, 2016-17 full-time, 2015-17 part-time and 2016-18 part-time.
2. The above does not include data on individuals where data on outcomes and/or one or more characteristics have not been provided.

1. A. 3. 2. Grades obtained by, and outcomes for, full-time and part-time BPTC students by first degree classification: UK/EU domiciled students – 2015-2016 aggregated

Rates of failure, withdrawal and those yet to complete the course

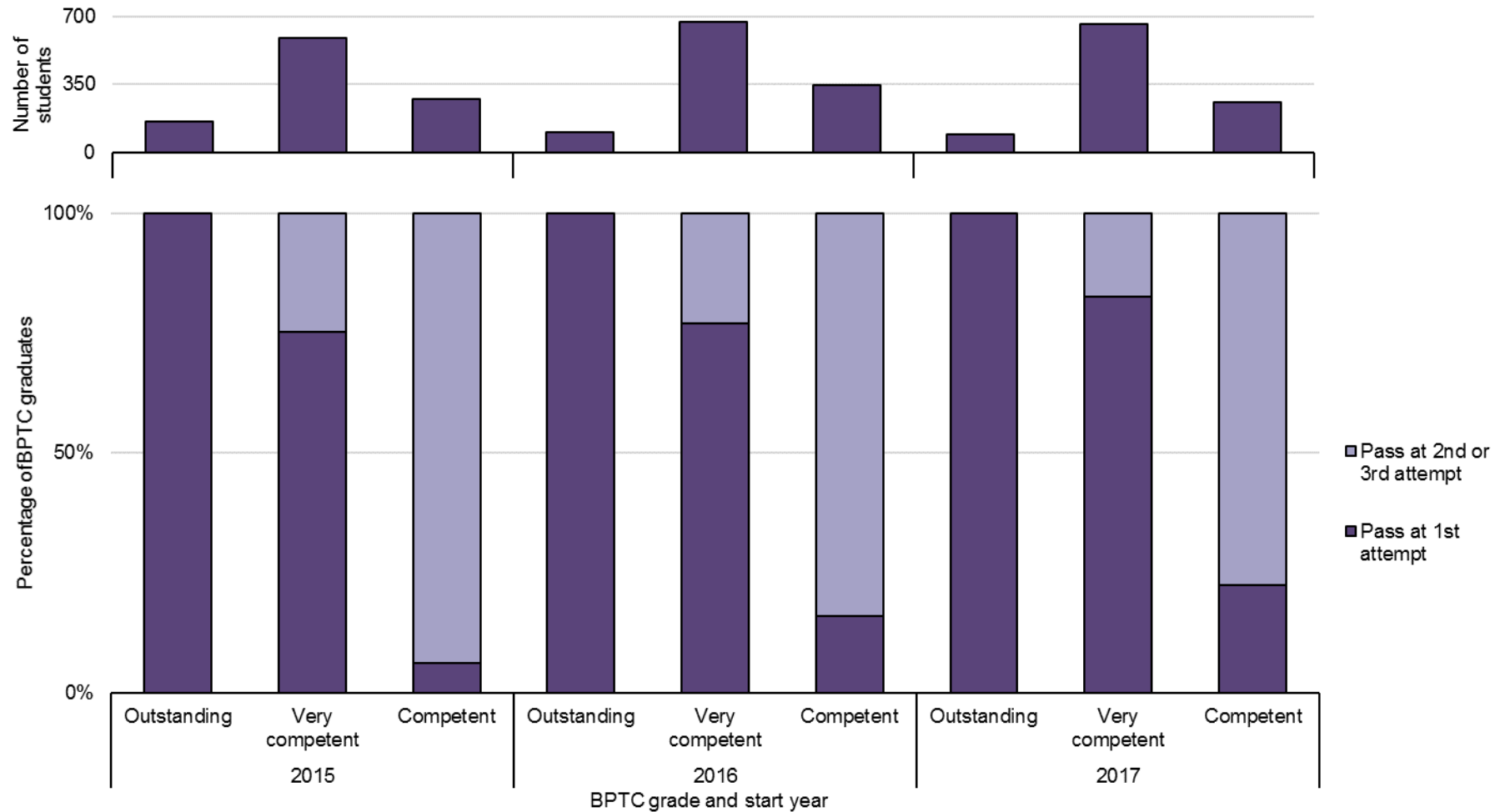


Outcomes for BPTC graduates



- Note
1. The data above cover the following cohorts: 2015-16 full-time, 2016-17 full-time, 2015-17 part-time and 2016-18 part-time.
 2. The number of overseas domiciled part-time students is relatively small. A separate graph has not been provided for this cohort as a result.
 3. The above does not include data on individuals where data on outcomes and/or one or more characteristics have not been provided.

1. A. 4. Grades obtained by full-time and part-time BPTC students (indicating whether all BPTC assessments were passed at the first attempt or otherwise): students from all domiciles

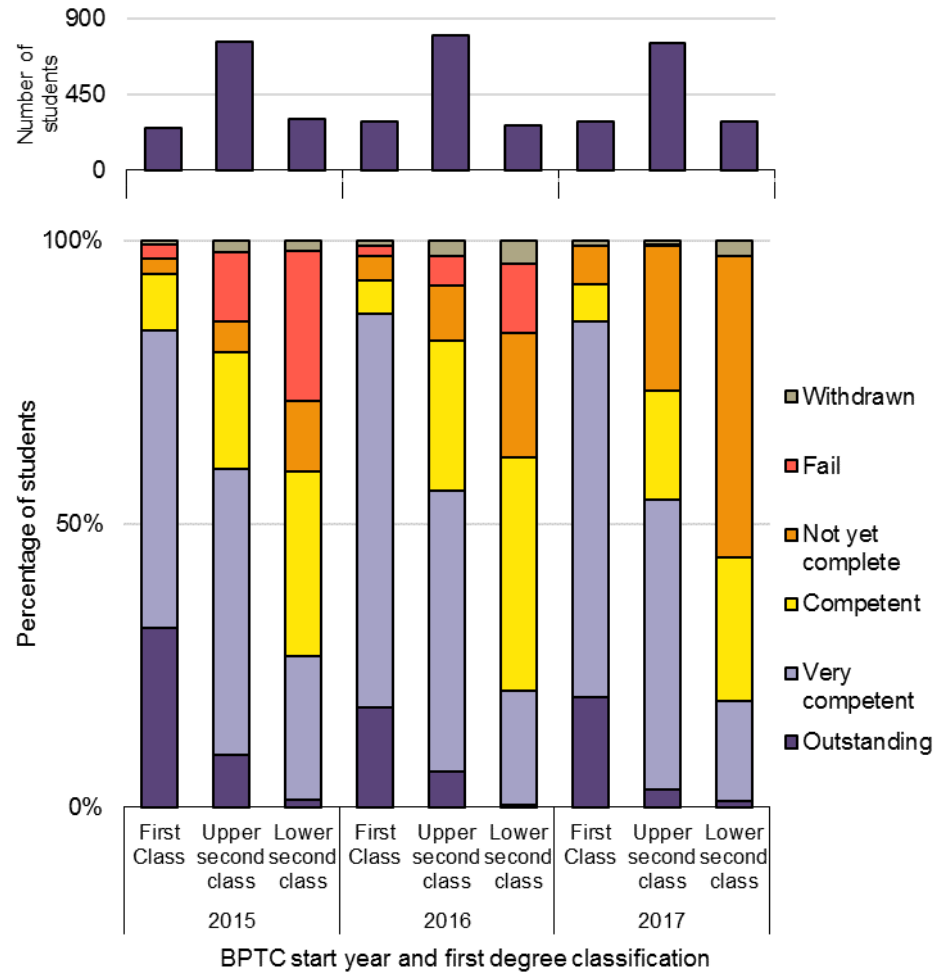


Notes

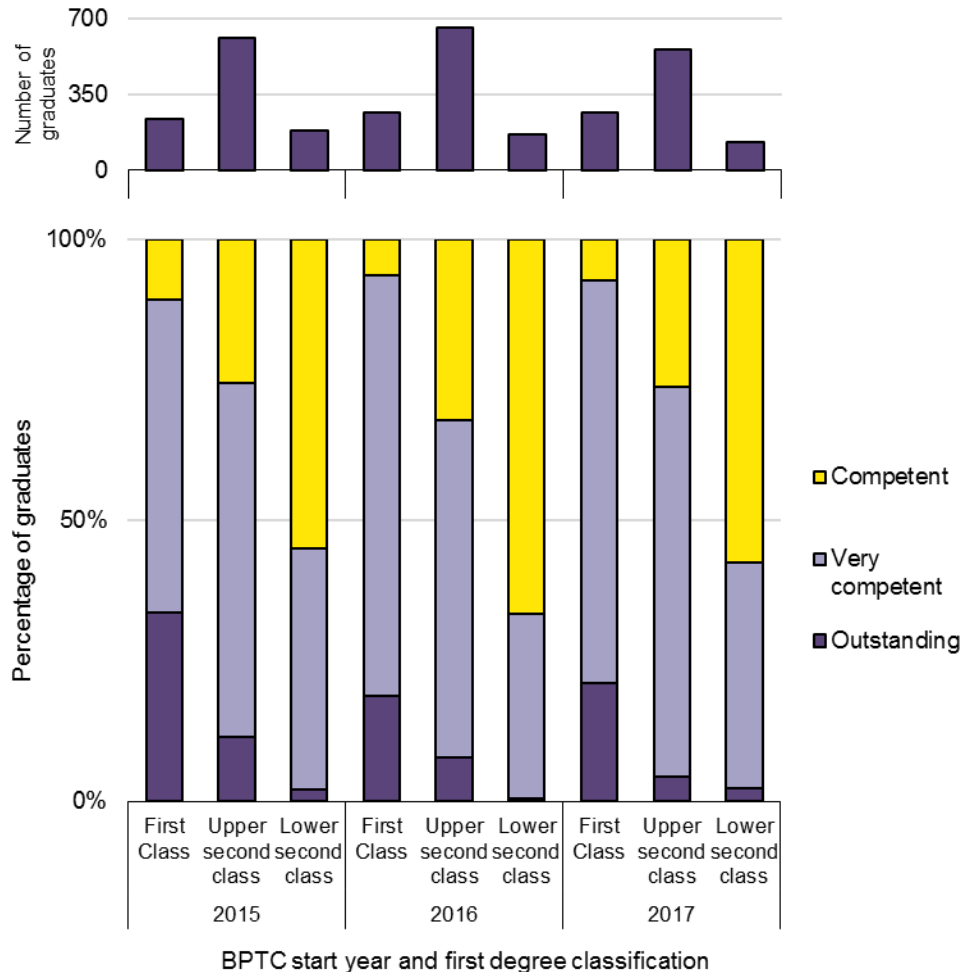
1. Up until 2016/17, a student who failed an assessment was usually permitted one further opportunity to re-take the failed assessment. From 2016/17 this was changed to two further opportunities. Information on failure and re-assessment is contained in the BPTC Handbook.
2. If a student takes more than one attempt to pass all BPTC assessments they will not be able to achieve an Outstanding grade.
3. The data above cover the following cohorts: 2015-16 full-time, 2016-17 full-time, 2017-18 full-time, 2015-17 part-time and 2016-18 part-time.
4. The above does not include data on individuals where data on outcomes and/or one or more characteristics have not been provided.

1. A. 5. 1. Grades obtained by, and outcomes for, full-time and part-time BPTC students, by first degree classification: students from all domiciles

Outcomes for all BPTC students in cohort



Outcomes for BPTC graduates

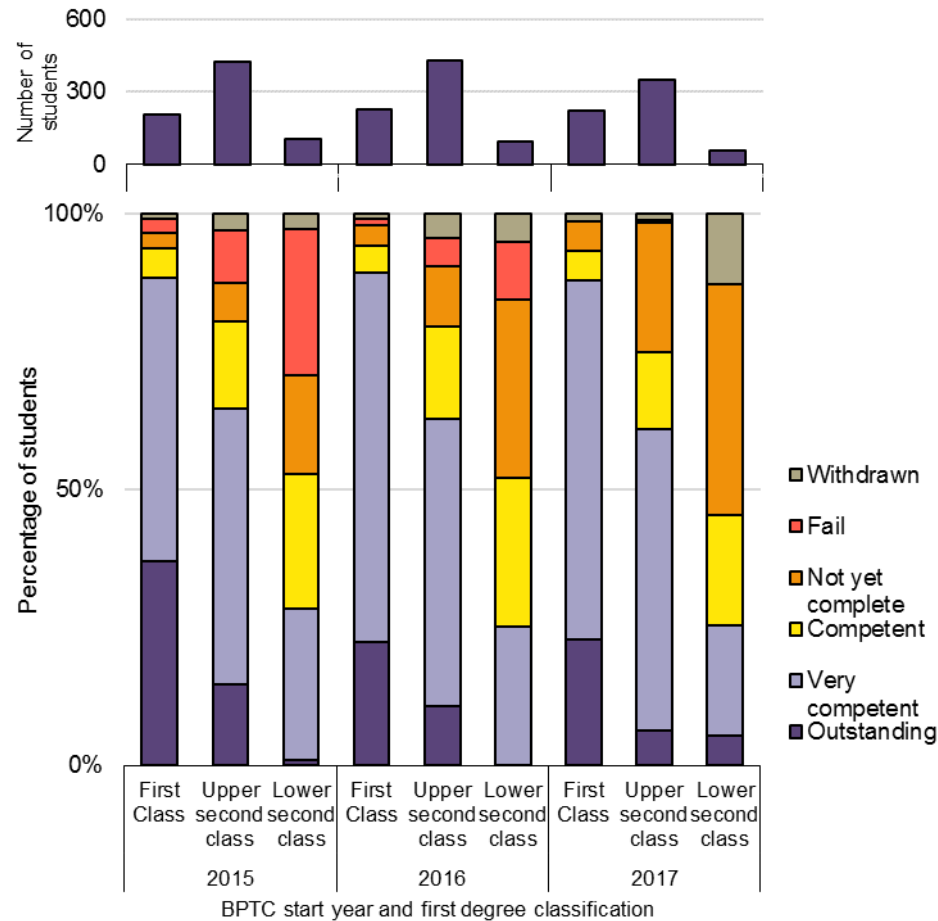


Notes

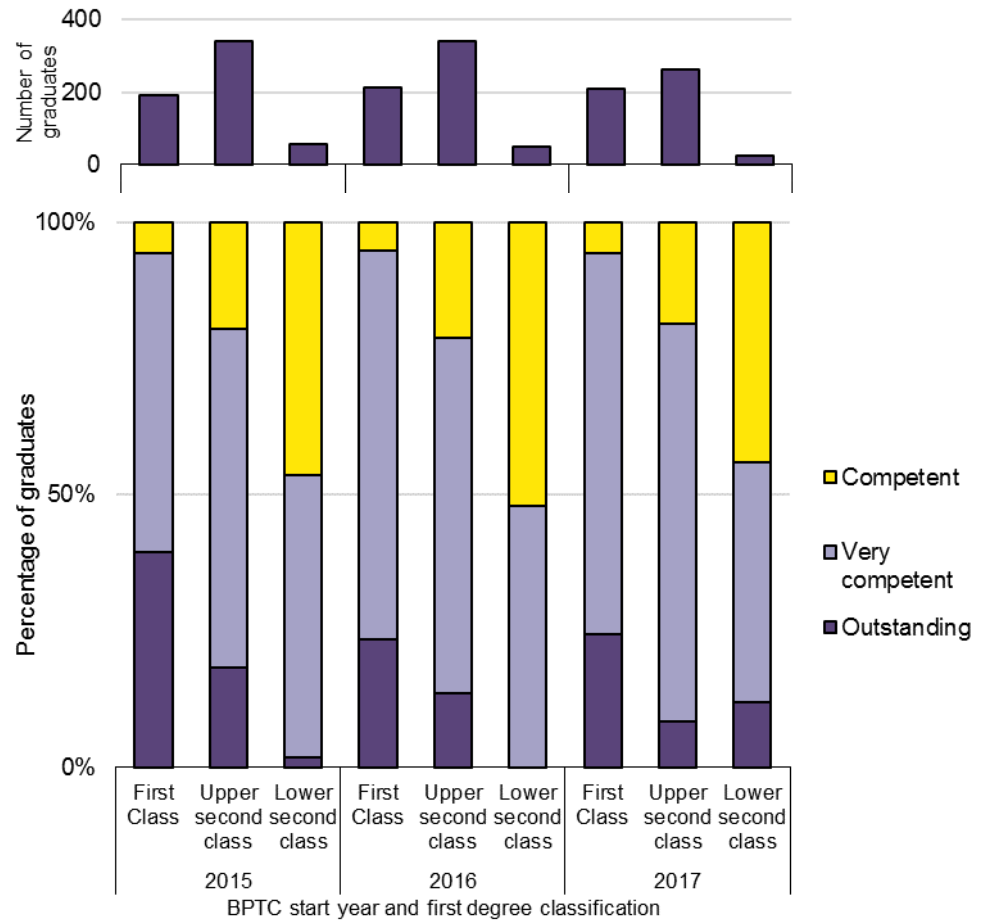
1. The minimum entry requirement for admission to the BPTC is a lower second class degree; in exceptional circumstances, students may be admitted to the BPTC with a different academic qualification. This is conditional on the granting of a waiver by the Bar Standards Board. Such students are not included in the above.
2. The data above cover the following cohorts: 2015-16 full-time, 2016-17 full-time, 2017-18 full-time, 2015-17 part-time and 2016-18 part-time.
3. The above does not include data on individuals where data on outcomes and/or one or more characteristics have not been provided.

1. A. 5. 2. Grades obtained by, and outcomes for, full-time and part-time BPTC students, by first degree classification: UK/EU domiciled students

Outcomes for all BPTC students in cohort



Outcomes for BPTC graduates

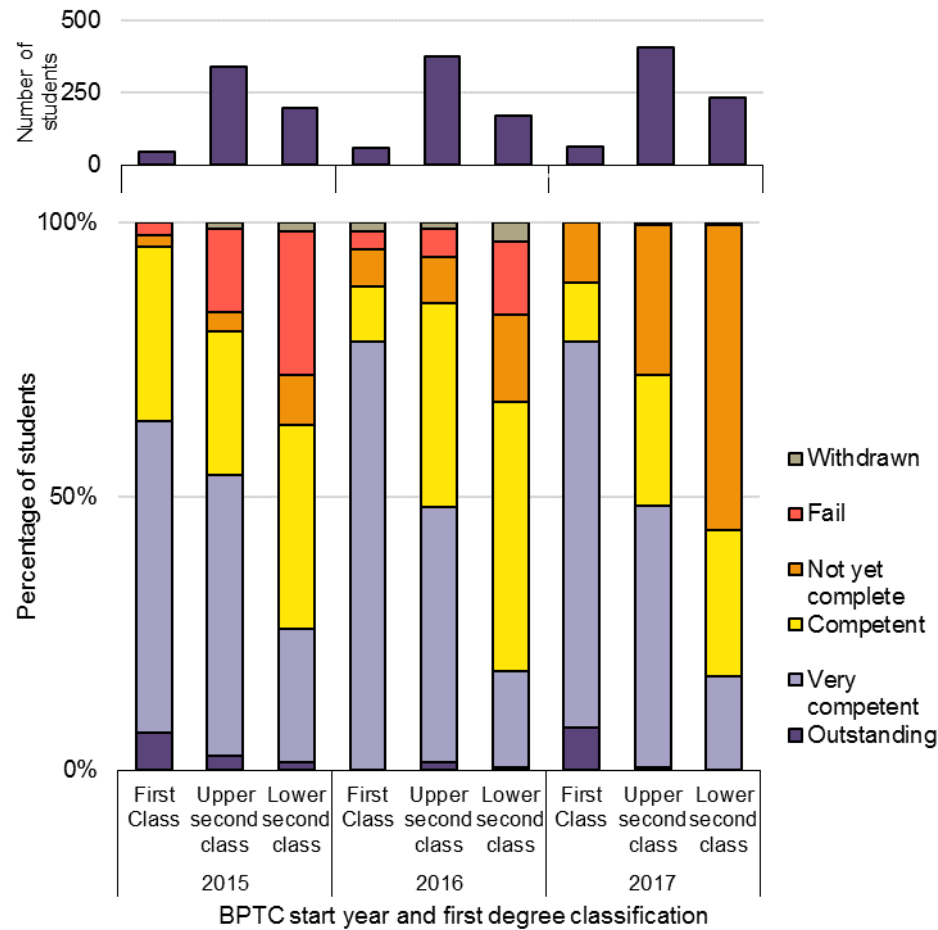


Notes

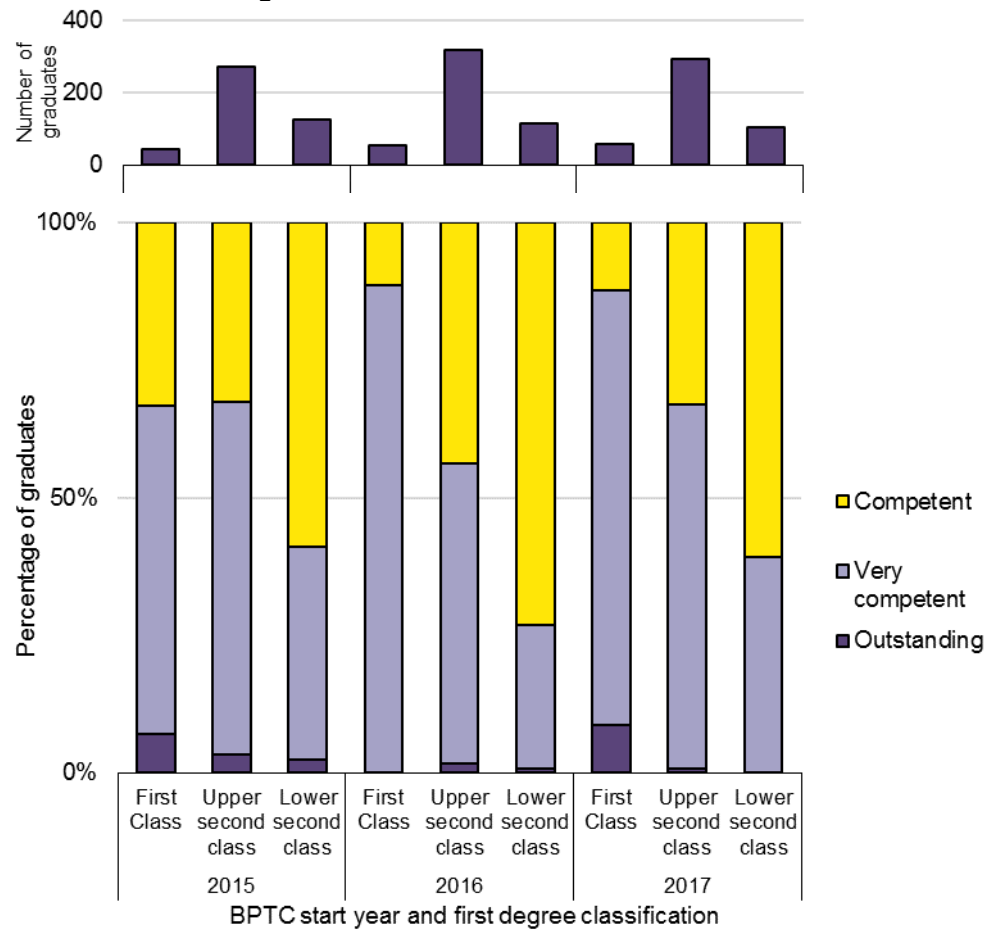
1. The minimum entry requirement for admission to the BPTC is a lower second class degree; in exceptional circumstances, students may be admitted to the BPTC with a different academic qualification. This is conditional on the granting of a waiver by the Bar Standards Board. Such students are not included in the above.
2. The data above cover the following cohorts: 2015-16 full-time, 2016-17 full-time, 2017-18 full-time, 2015-17 part-time and 2016-18 part-time.
3. The above does not include data on individuals where data on outcomes and/or one or more characteristics have not been provided.

1. A. 5. 3. Grades obtained by, and outcomes for, full-time and part-time BPTC students, by first degree classification: overseas domiciled students

Outcomes for all BPTC students in cohort



Outcomes for BPTC graduates

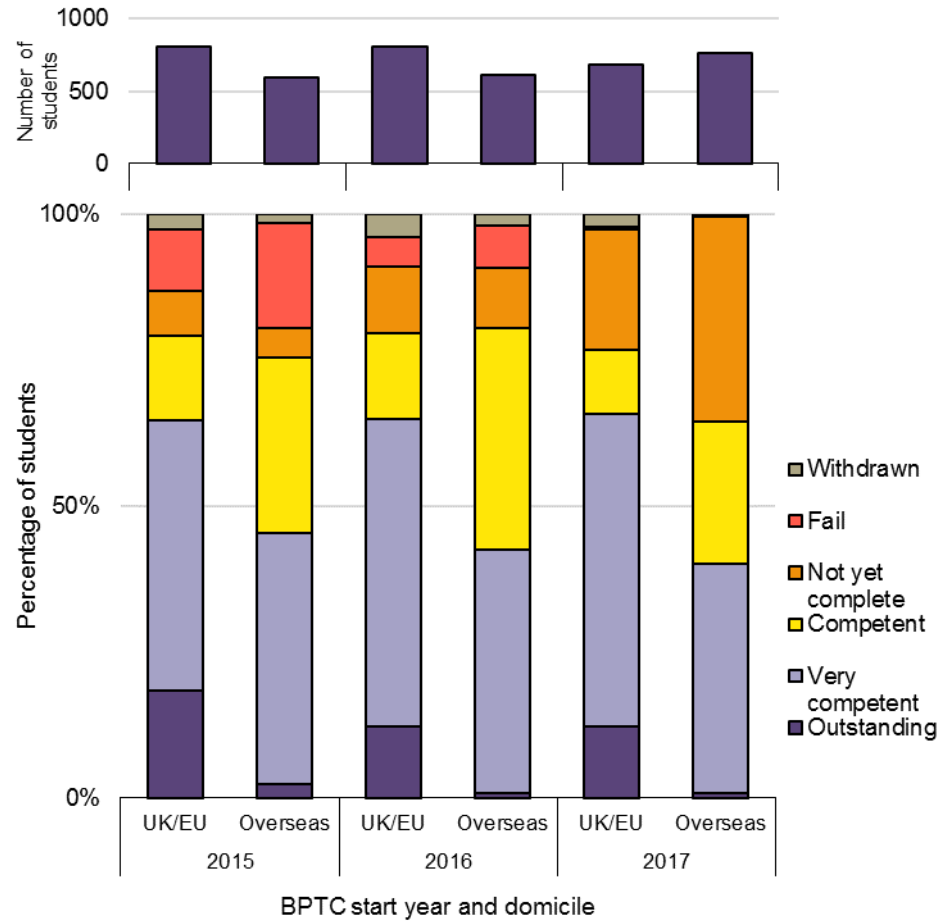


Notes

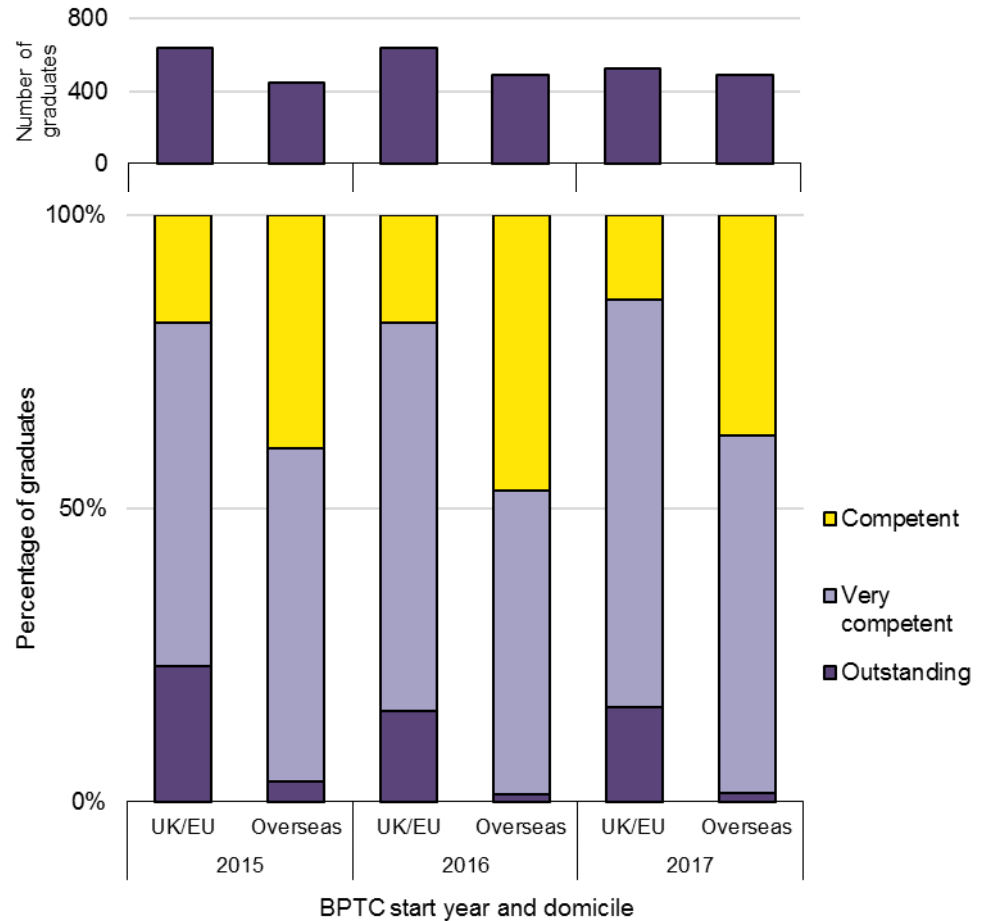
1. The minimum entry requirement for admission to the BPTC is a lower second class degree; in exceptional circumstances, students may be admitted to the BPTC with a different academic qualification. This is conditional on the granting of a waiver by the Bar Standards Board. Such students are not included in the above.
2. The data above cover the following cohorts: 2015-16 full-time, 2016-17 full-time, 2017-18 full-time, 2015-17 part-time and 2016-18 part-time.
3. The above does not include data on individuals where data on outcomes and/or one or more characteristics have not been provided.

1. A. 6. Grades obtained by, and outcomes for, full-time and part-time BPTC students, by domicile

Outcomes for all BPTC students in cohort



Outcomes for BPTC graduates



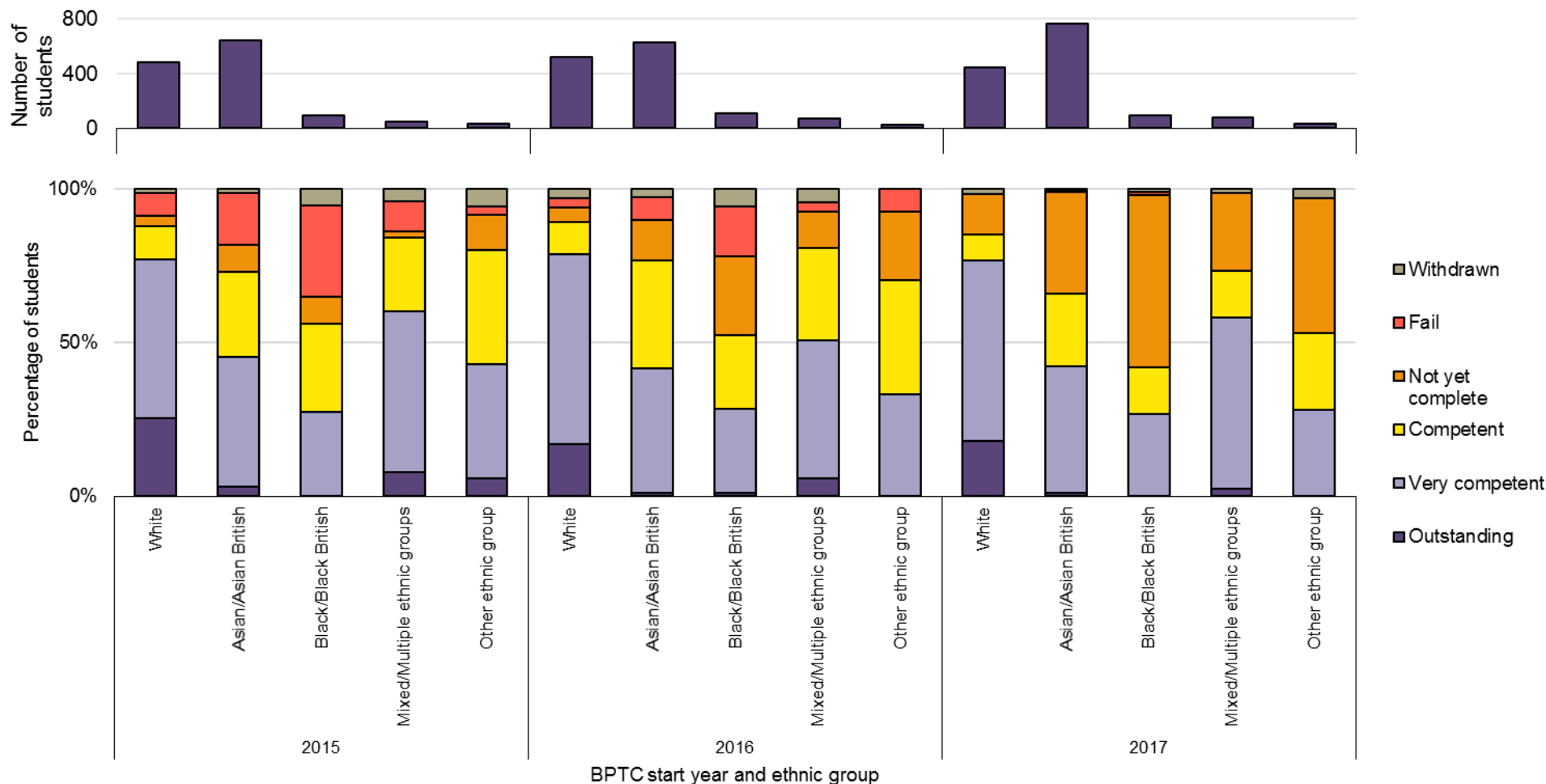
Notes

1. This chart shows domicile, ie the student's place of permanent residence prior to starting the course. The domicile codes used in the aggregation of the data are taken from the Higher Education Statistics Agency (HESA).
2. Data for students from the United Kingdom and the European Union have been merged.
3. The data above cover the following cohorts: 2015-16 full-time, 2016-17 full-time, 2017-18 full-time, 2015-17 part-time and 2016-18 part-time.
4. The above does not include data on individuals where data on outcomes and/or one or more characteristics have not been provided.

Tables A7, A8 and A9 set out data on protected characteristics in line with the Bar Standards Board equality and diversity guidelines.

The requirement to retain and provide diversity data applies to all publicly funded higher education institutions in the United Kingdom; not all BPTC providers are governed by this requirement.

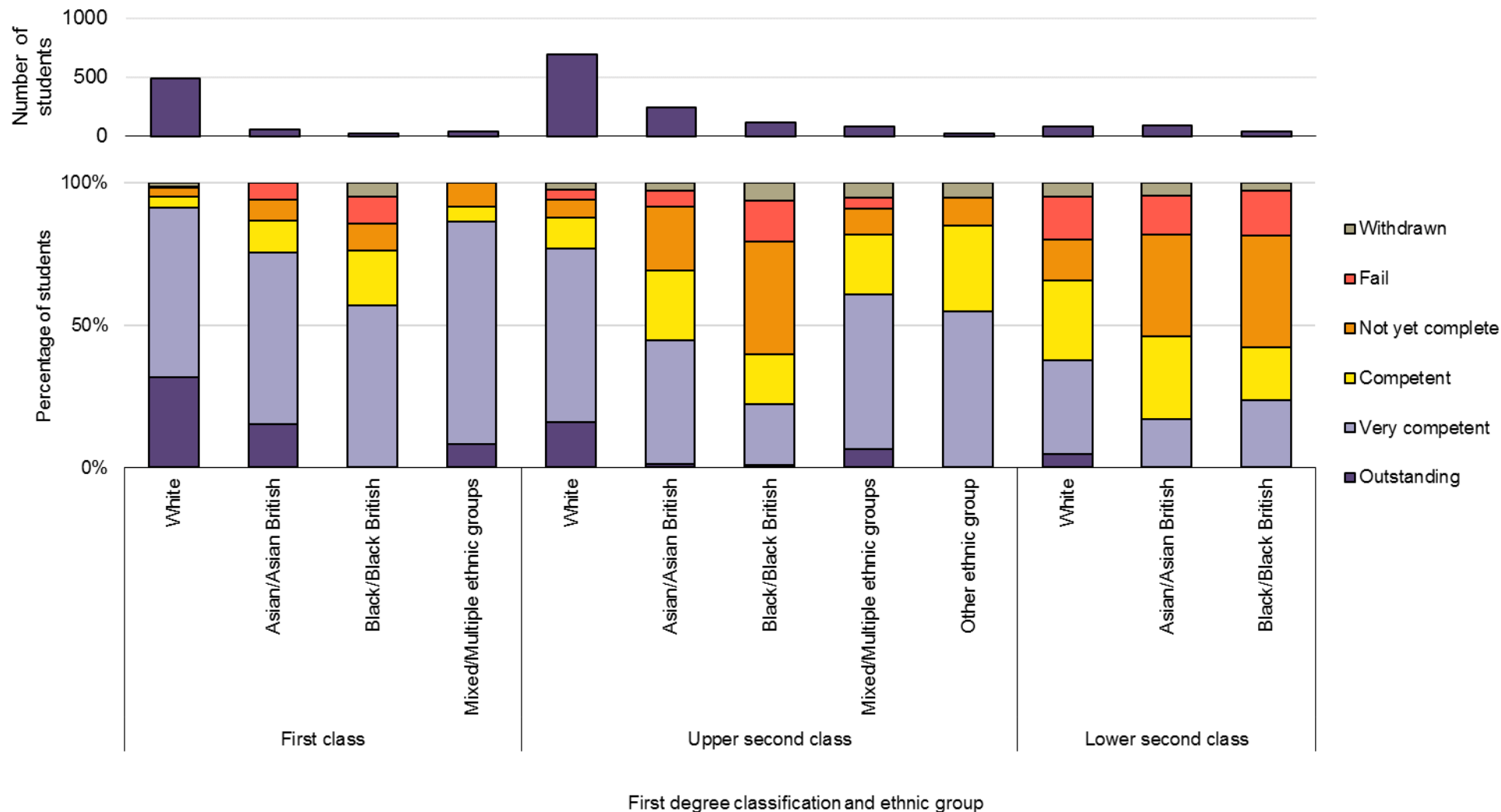
1. A. 7. 1. Grades obtained by, and outcomes for, full-time and part-time BPTC students, by ethnicity: students from all domiciles



Notes

1. Students are not required to declare their ethnicity.
2. The data above cover the following cohorts: 2015-16 full-time, 2016-17 full-time, 2017-18 full-time, 2015-17 part-time and 2016-18 part-time.
3. The above does not include data on individuals where data on outcomes and/or one or more characteristics have not been provided.

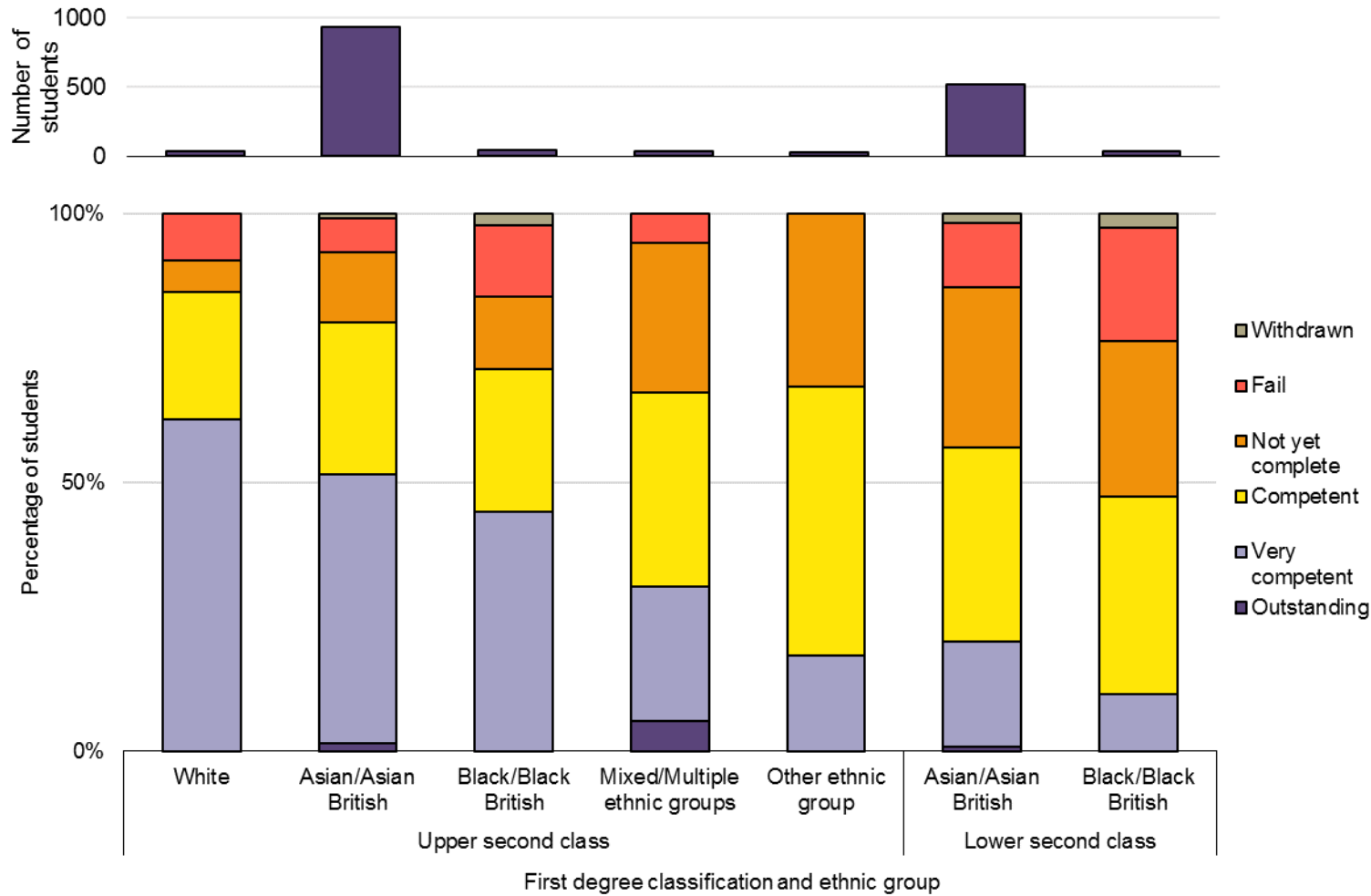
1. A. 7. 2. Grades obtained by, and outcomes for, full-time and part-time BPTC students, by ethnicity and first degree classification: UK/EU domiciled students - 2015-2017 aggregated



Notes

1. Students are not required to declare their ethnicity.
2. The data above cover the following cohorts: 2015-16 full-time, 2016-17 full-time, 2017-18 full-time, 2015-17 part-time and 2016-18 part-time.
3. The above does not include data on individuals where data on outcomes and/or one or more characteristics have not been provided.

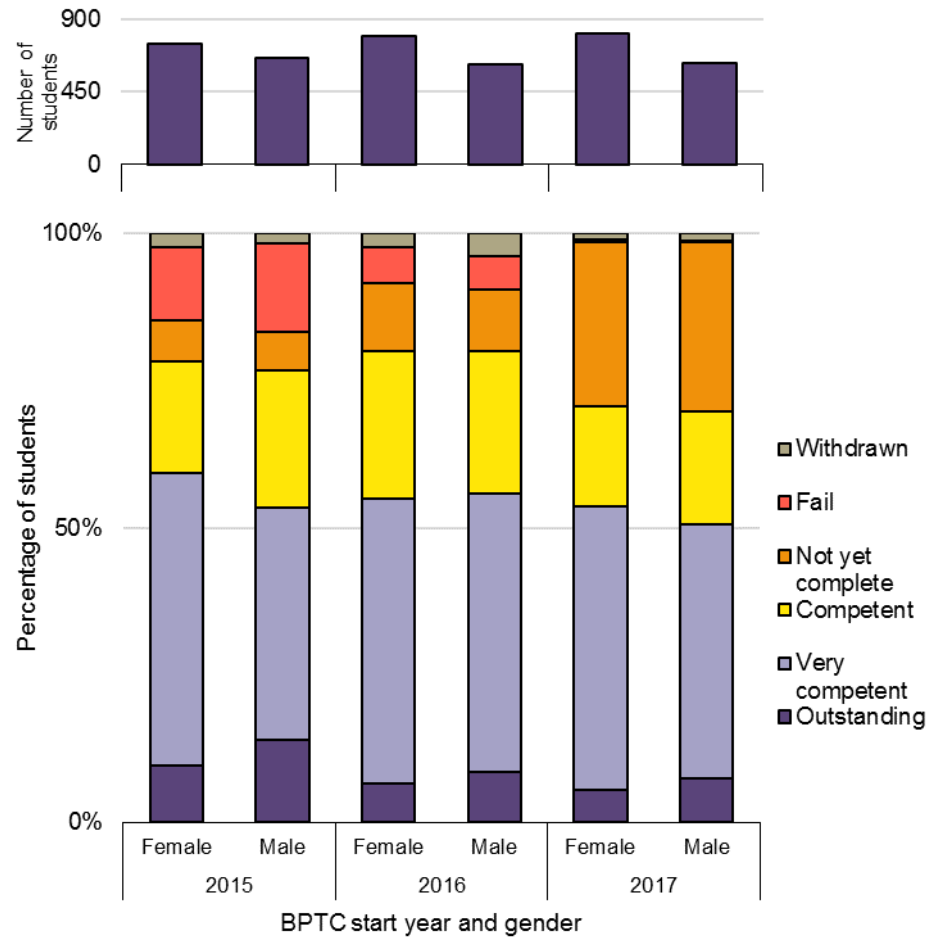
1. A. 7. 3. Grades obtained by, and outcomes for, full-time and part-time BPTC students, by ethnicity and first degree classification: Overseas domiciled students - 2015-2017 aggregated



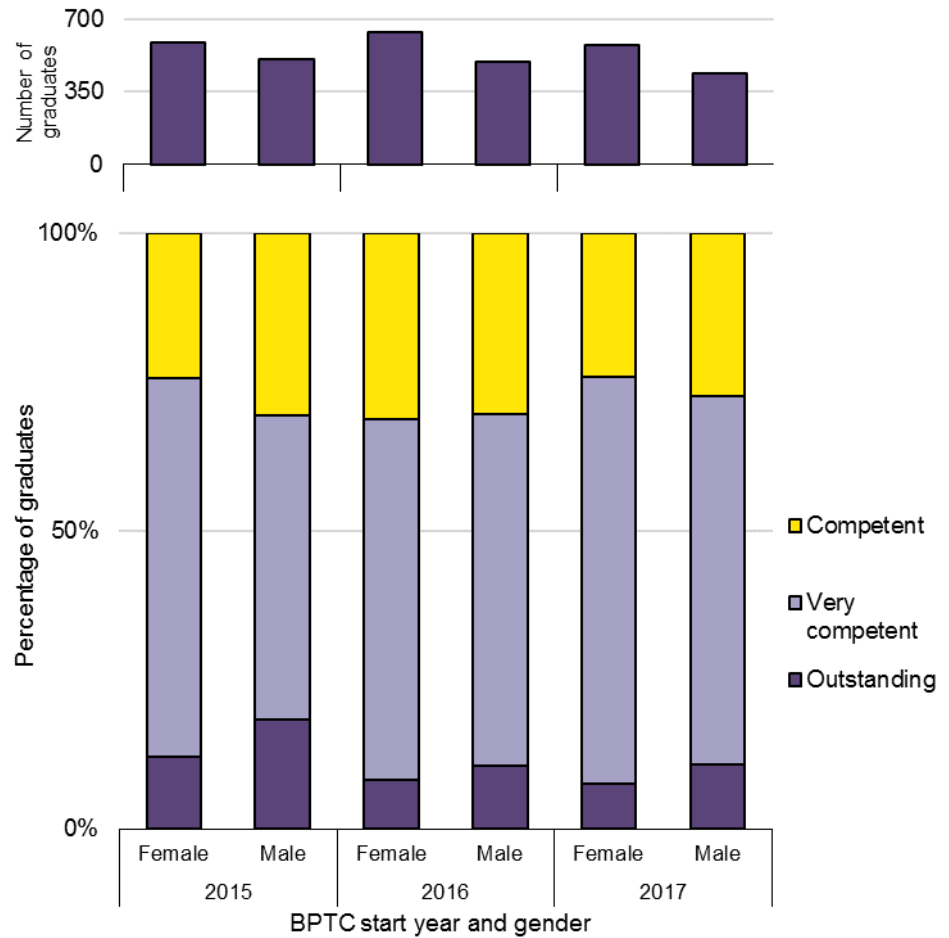
- Notes
1. Students are not required to declare their ethnicity.
 2. The data above cover the following cohorts: 2015-16 full-time, 2016-17 full-time, 2017-18 full-time, 2015-17 part-time and 2016-18 part-time.
 3. The number of overseas domiciled students with a first-class degree was too small to provide meaningful statistics. This is why only two ethnicity categories are reported for those with a lower second-class degree, and why those with a first class degree are not included in the above.
 4. The above does not include data on individuals where data on outcomes and/or one or more characteristics have not been provided.

1. A. 8. 1. Grades obtained by, and outcomes for, full-time and part-time BPTC students, by gender: students from all domiciles

Outcomes for all BPTC students in cohort



Outcomes for BPTC graduates

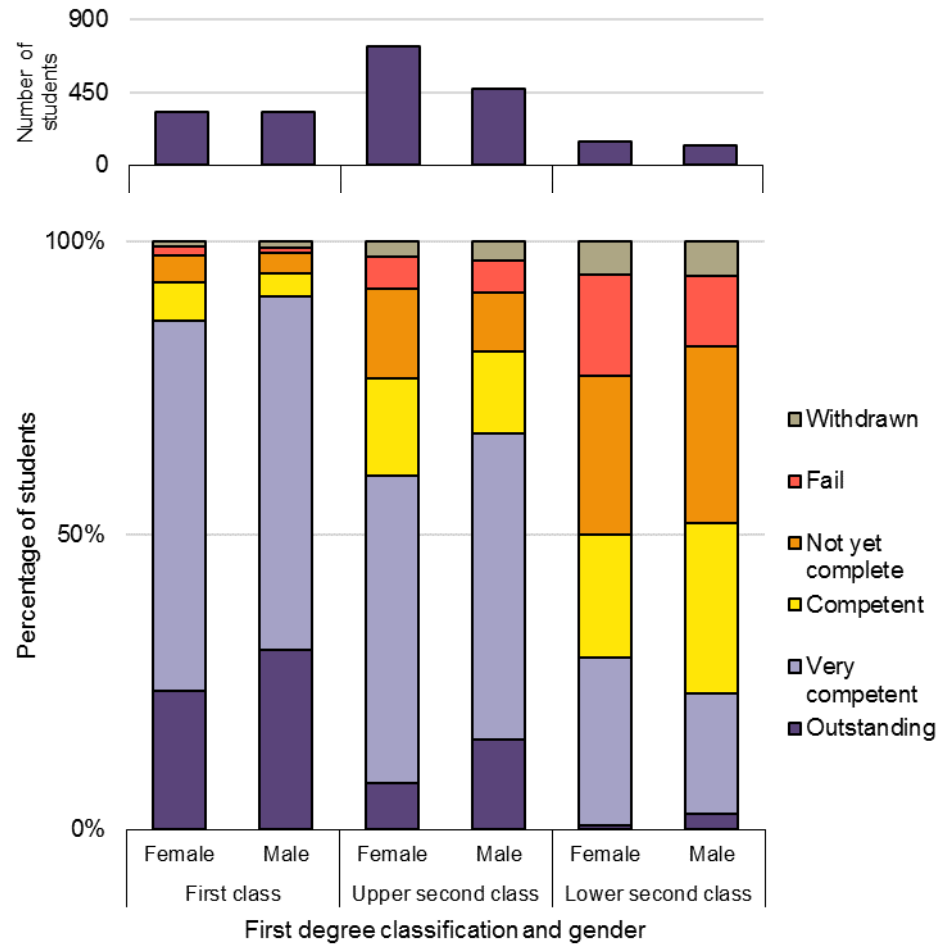


Notes

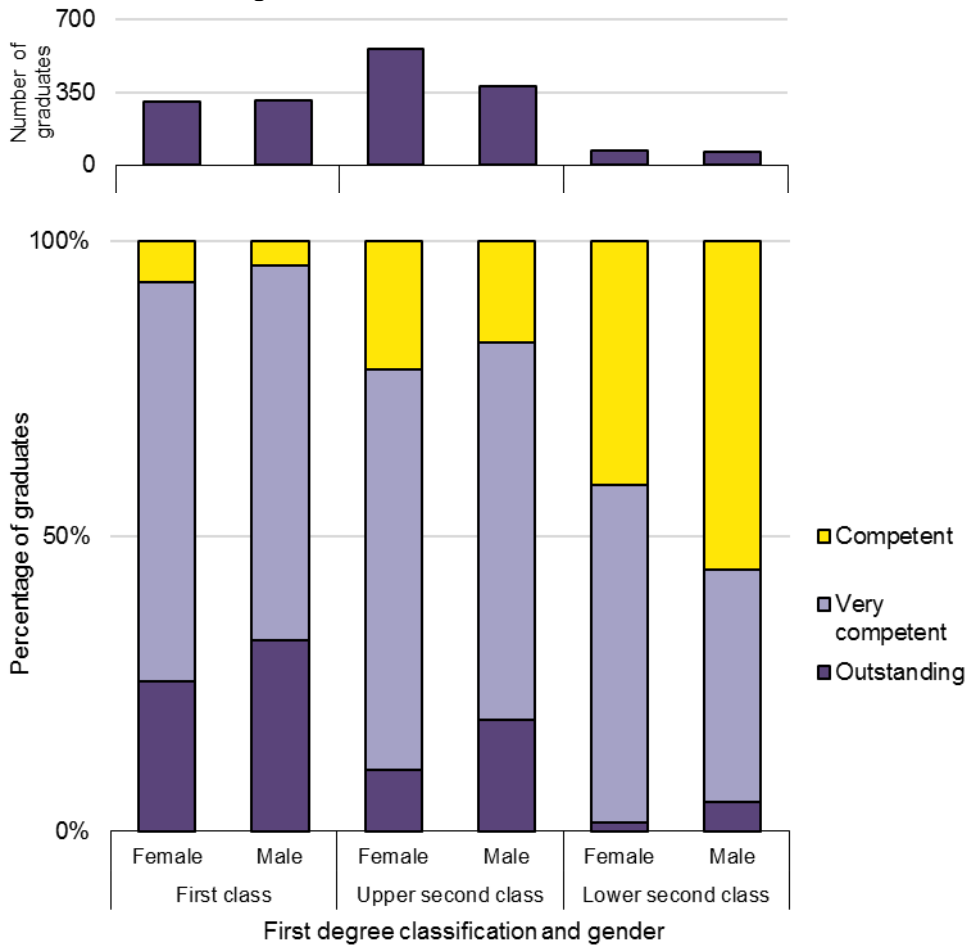
1. Students are not required to declare their gender.
2. The data above cover the following cohorts: 2015-16 full-time, 2016-17 full-time, 2017-18 full-time, 2015-17 part-time and 2016-18 part-time.
3. The above does not include data on individuals where data on outcomes and/or one or more characteristics have not been provided.

1. A. 8. 2. Grades obtained by, and outcomes for, full-time and part-time BPTC students, by gender and first degree classification: UK/EU domiciled students - 2015-2017 aggregated

Outcomes for all BPTC students in cohort



Outcomes for BPTC graduates

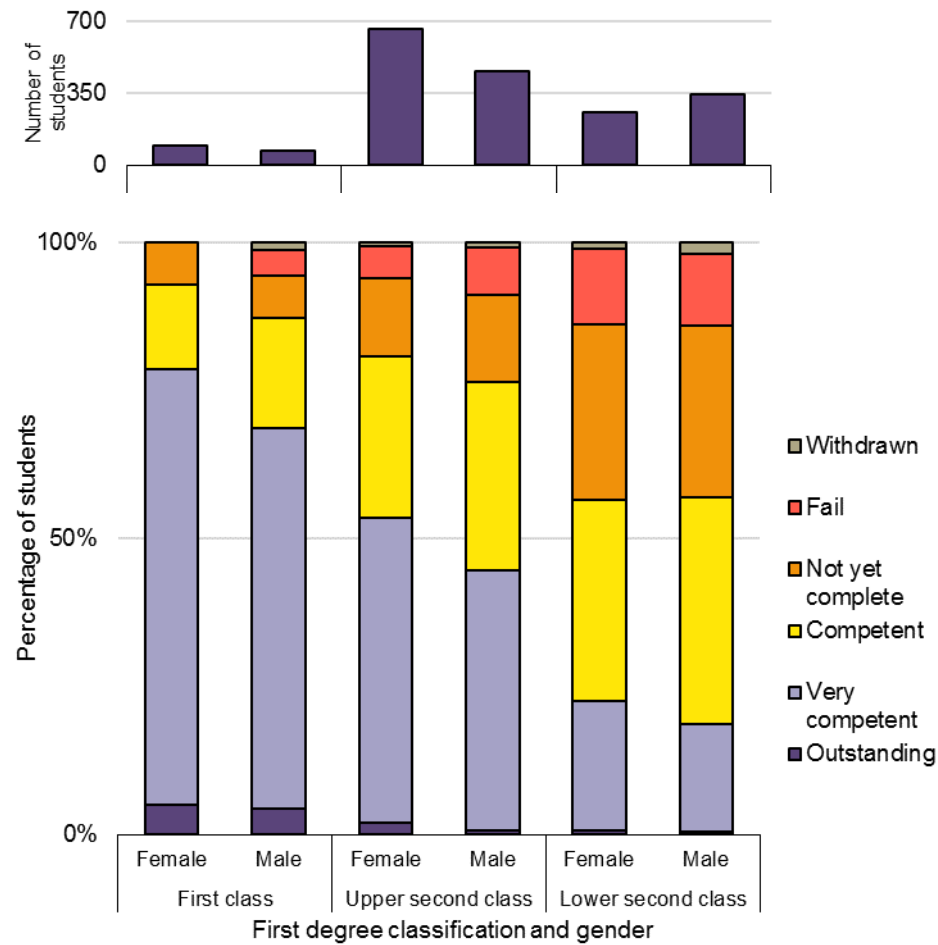


Notes

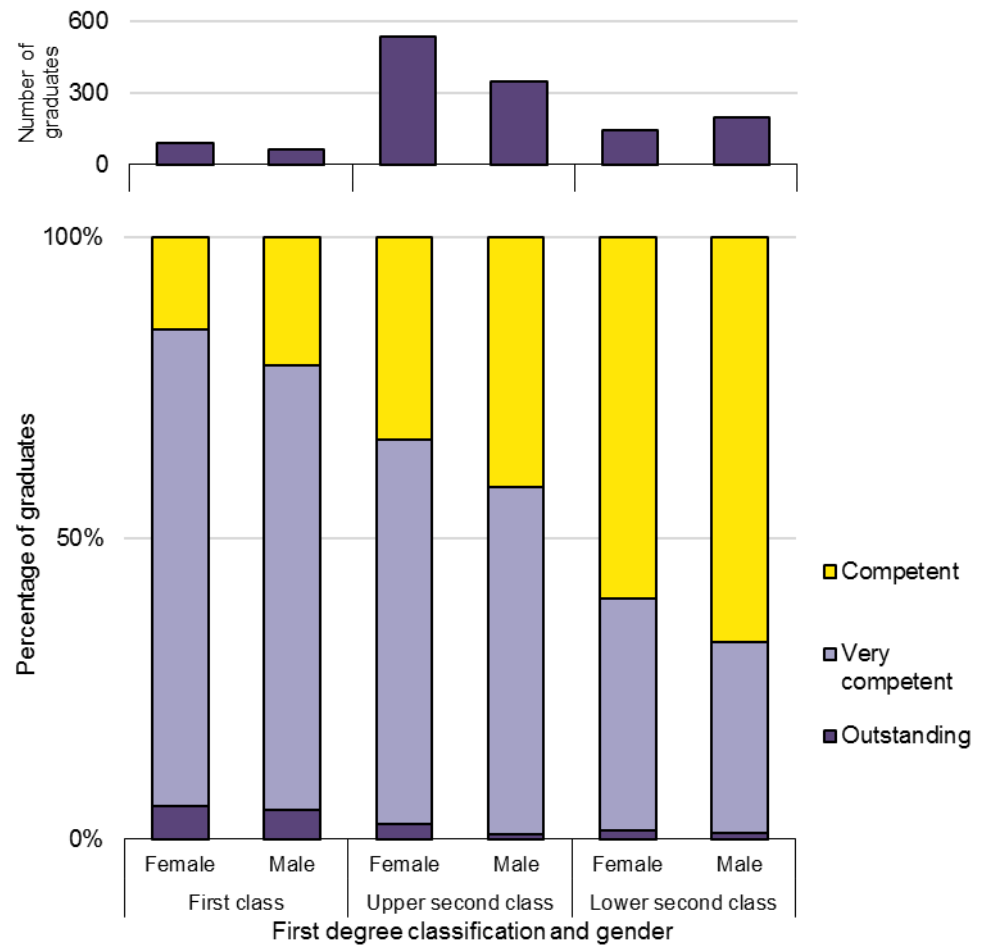
1. Students are not required to declare their gender.
2. The data above cover the following cohorts: 2015-16 full-time, 2016-17 full-time, 2017-18 full-time, 2015-17 part-time and 2016-18 part-time.
3. The above does not include data on individuals where data on outcomes and/or one or more characteristics have not been provided.

1. A. 8. 3. Grades obtained by, and outcomes for, full-time and part-time BPTC students, by gender and first degree classification: overseas domiciled students - 2015-2017 aggregated

Outcomes for all BPTC students in cohort



Outcomes for BPTC graduates

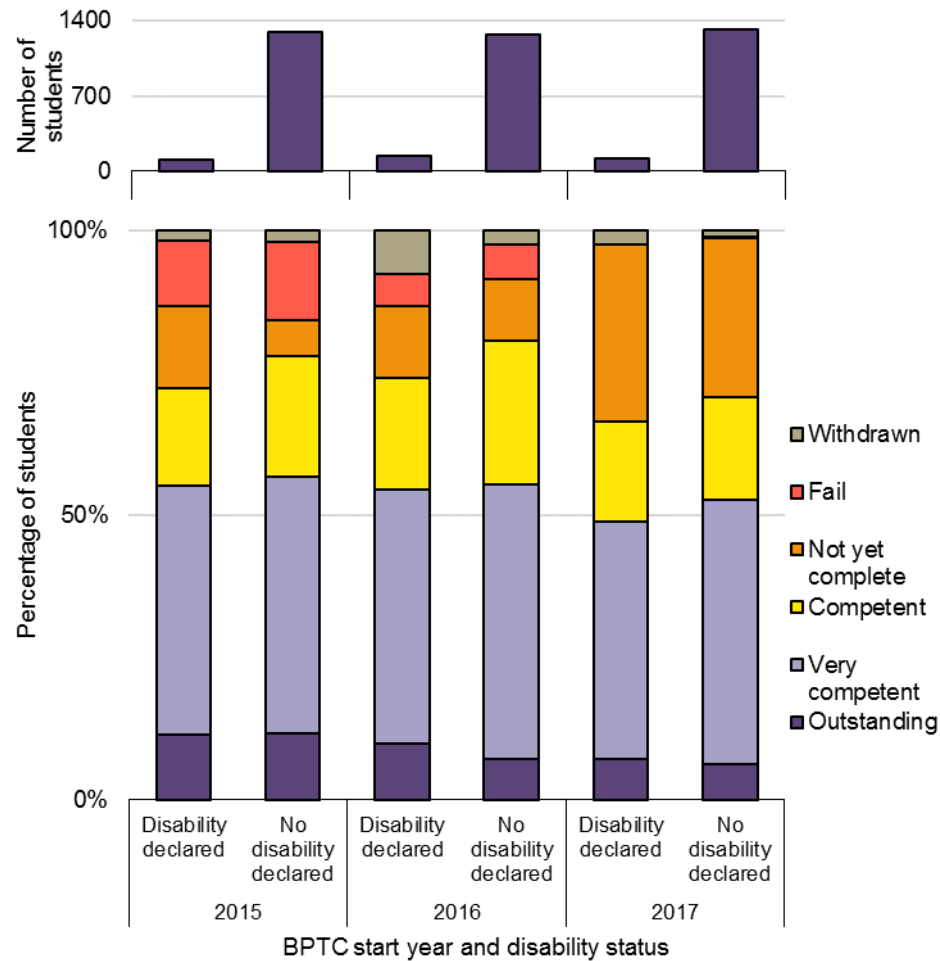


Notes

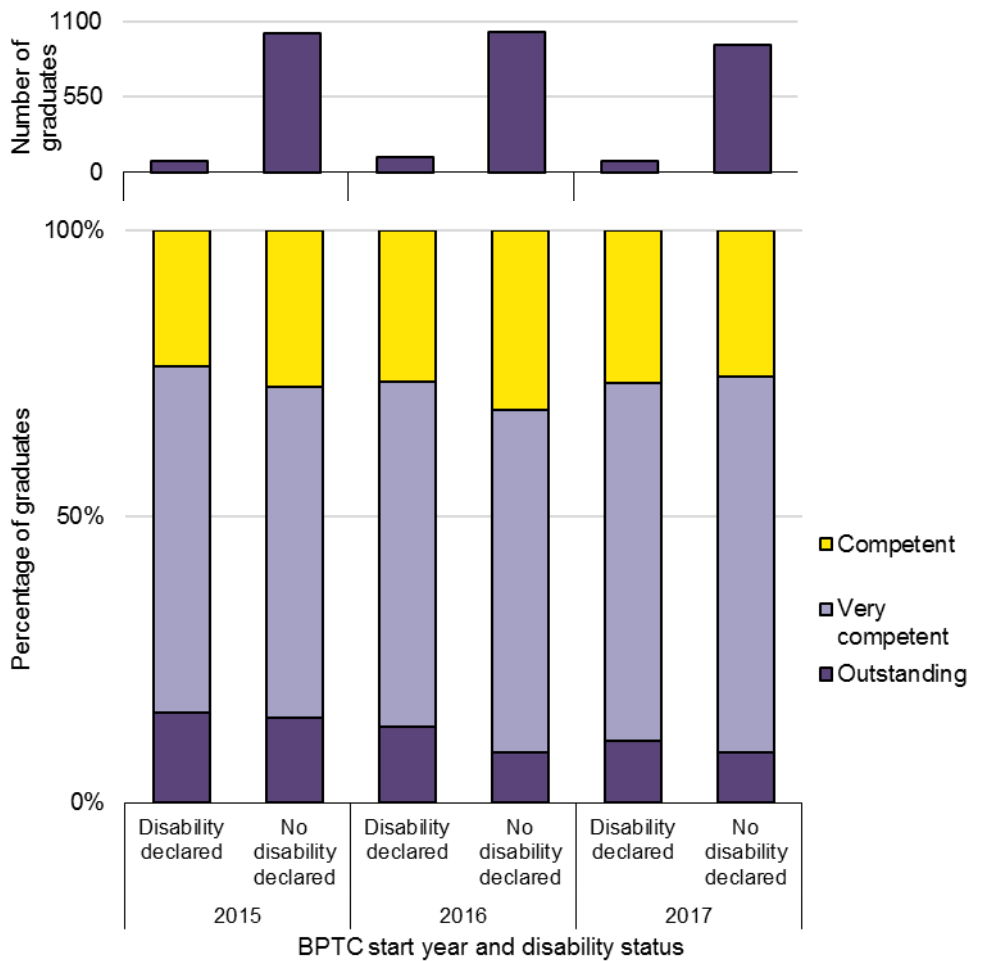
1. Students are not required to declare their gender.
2. The data above cover the following cohorts: 2015-16 full-time, 2016-17 full-time, 2017-18 full-time, 2015-17 part-time and 2016-18 part-time.
3. The above does not include data on individuals where data on outcomes and/or one or more characteristics have not been provided.

1. A. 9. 1. Grades obtained by, and outcomes for, full-time and part-time BPTC students, by disability: students from all domiciles

Outcomes for all BPTC students in cohort



Outcomes for BPTC graduates

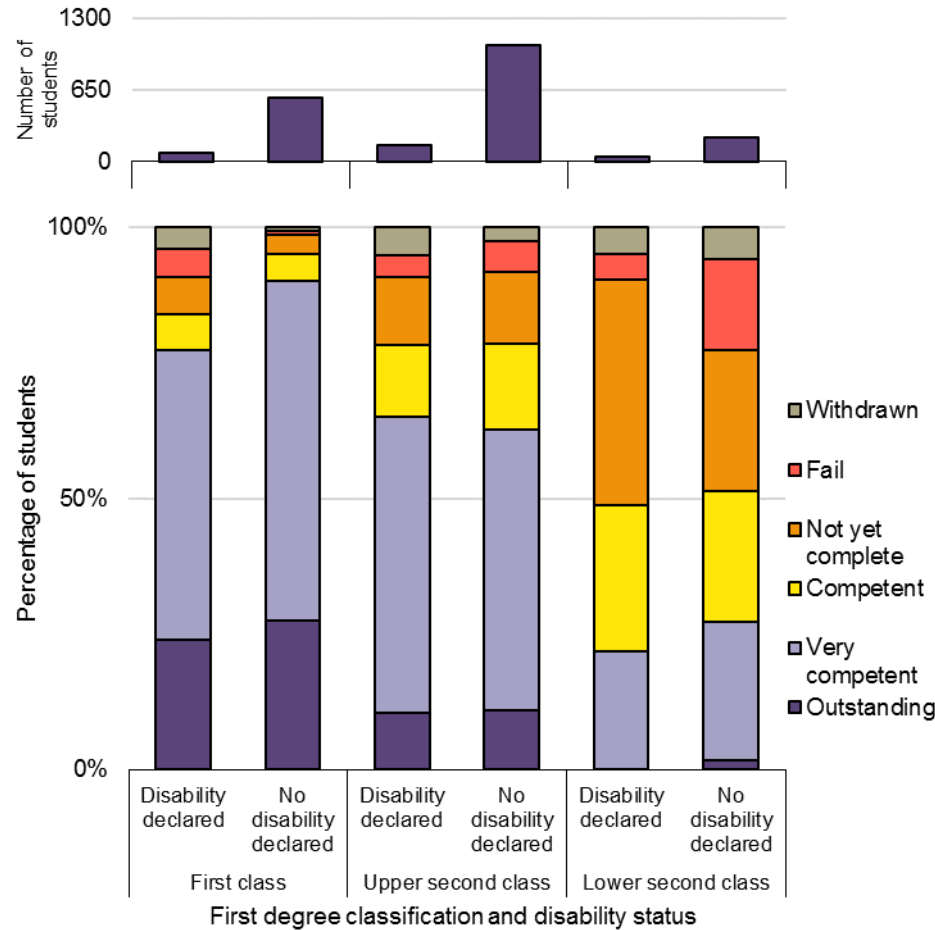


Notes

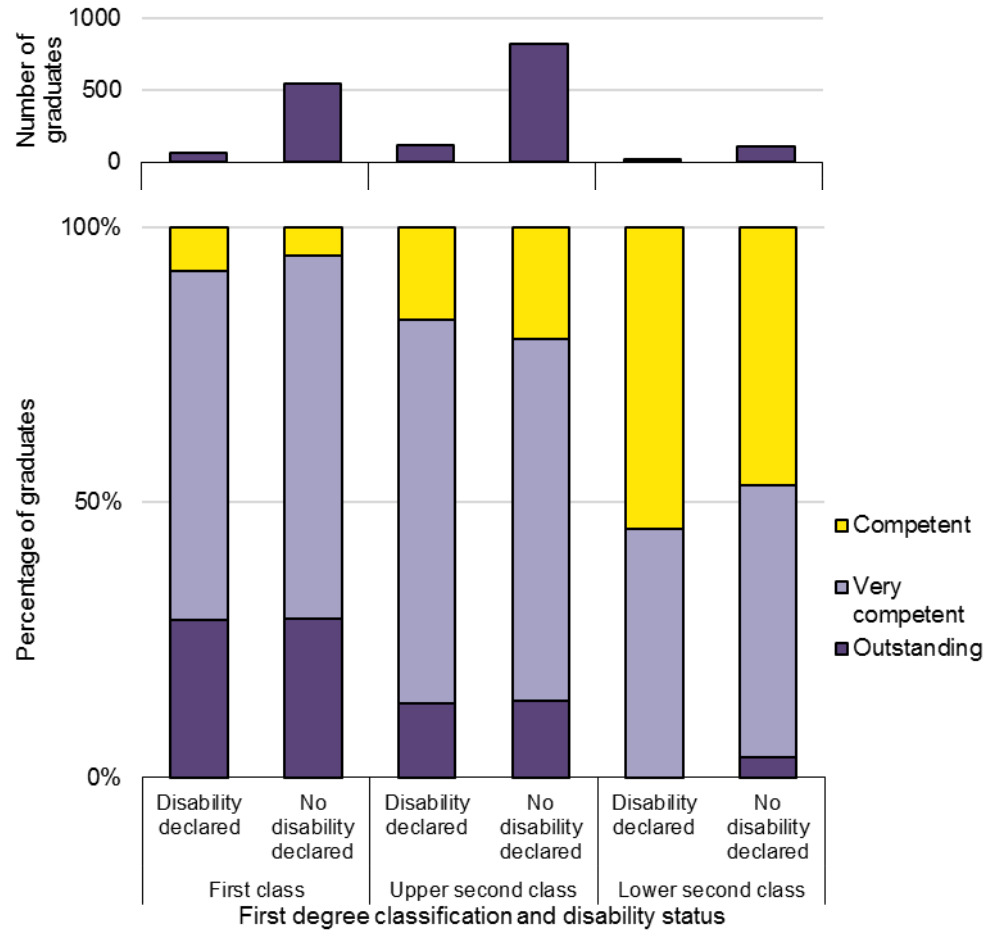
1. Students are not required to declare their disability status.
2. The data above cover the following cohorts: 2015-16 full-time, 2016-17 full-time, 2017-18 full-time, 2015-17 part-time and 2016-18 part-time.
3. The above does not include data on individuals where data on outcomes and/or one or more characteristics have not been provided.

1. A. 9. 2. Grades obtained by, and outcomes for, full-time and part-time BPTC students, by disability and first degree classification: UK/EU domiciled students - 2015-2017 aggregated

Outcomes for all BPTC students in cohort



Outcomes for BPTC graduates



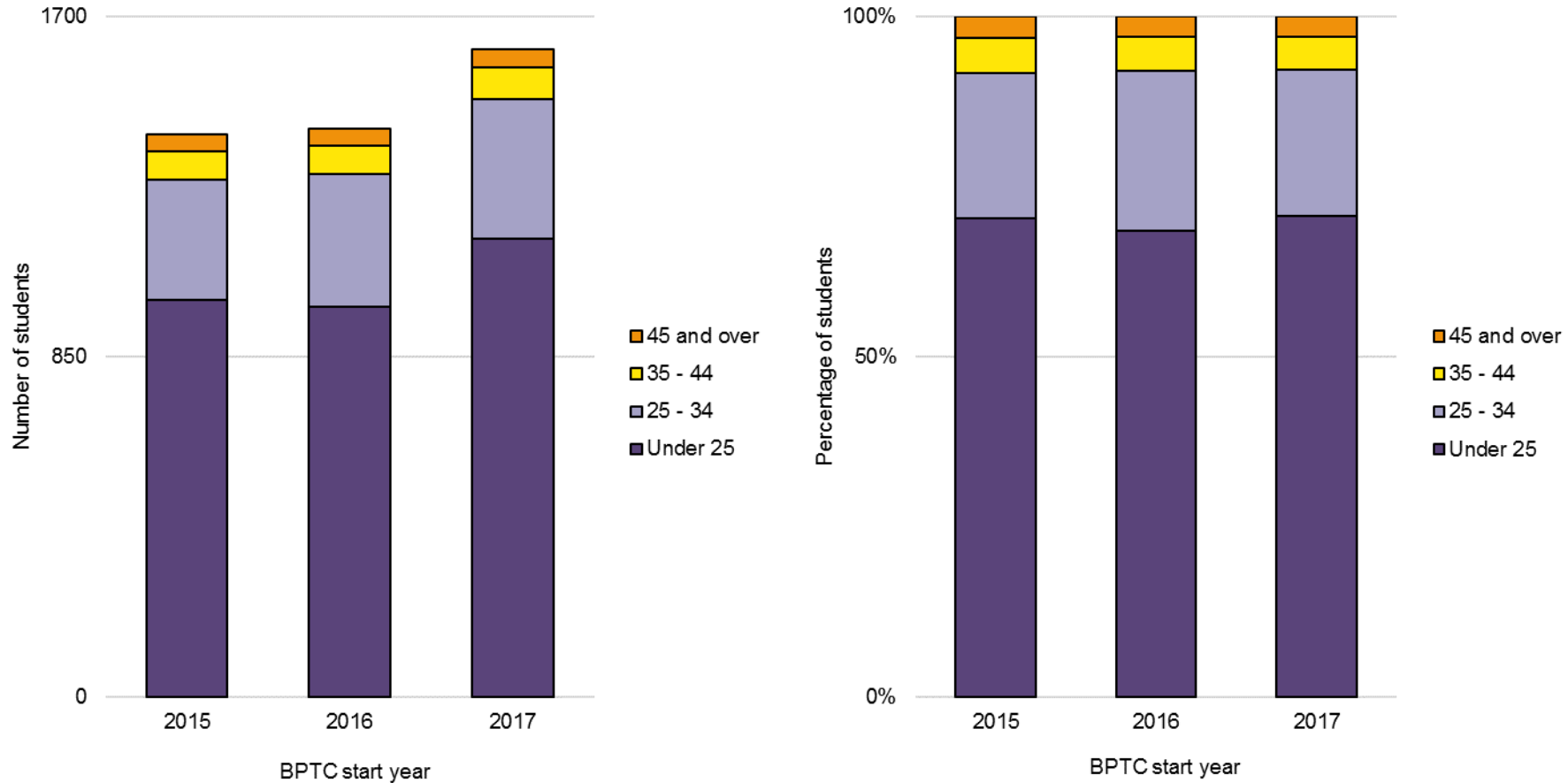
Notes

1. Students are not required to declare their disability status.
2. The data above cover the following cohorts: 2015-16 full-time, 2016-17 full-time, 2017-18 full-time, 2015-17 part-time and 2016-18 part-time.
3. There is a relatively small number of overseas domiciled students with a declared disability. For this reason, a separate graph on declared disability for overseas domiciled students has not been provided.
4. The above does not include data on individuals where data on outcomes and/or one or more characteristics have not been provided.

1. B. Profile of full-time and part-time BPTC students

1. B. sets out an overview of key profile data for full-time and part-time students enrolled on the BPTC.

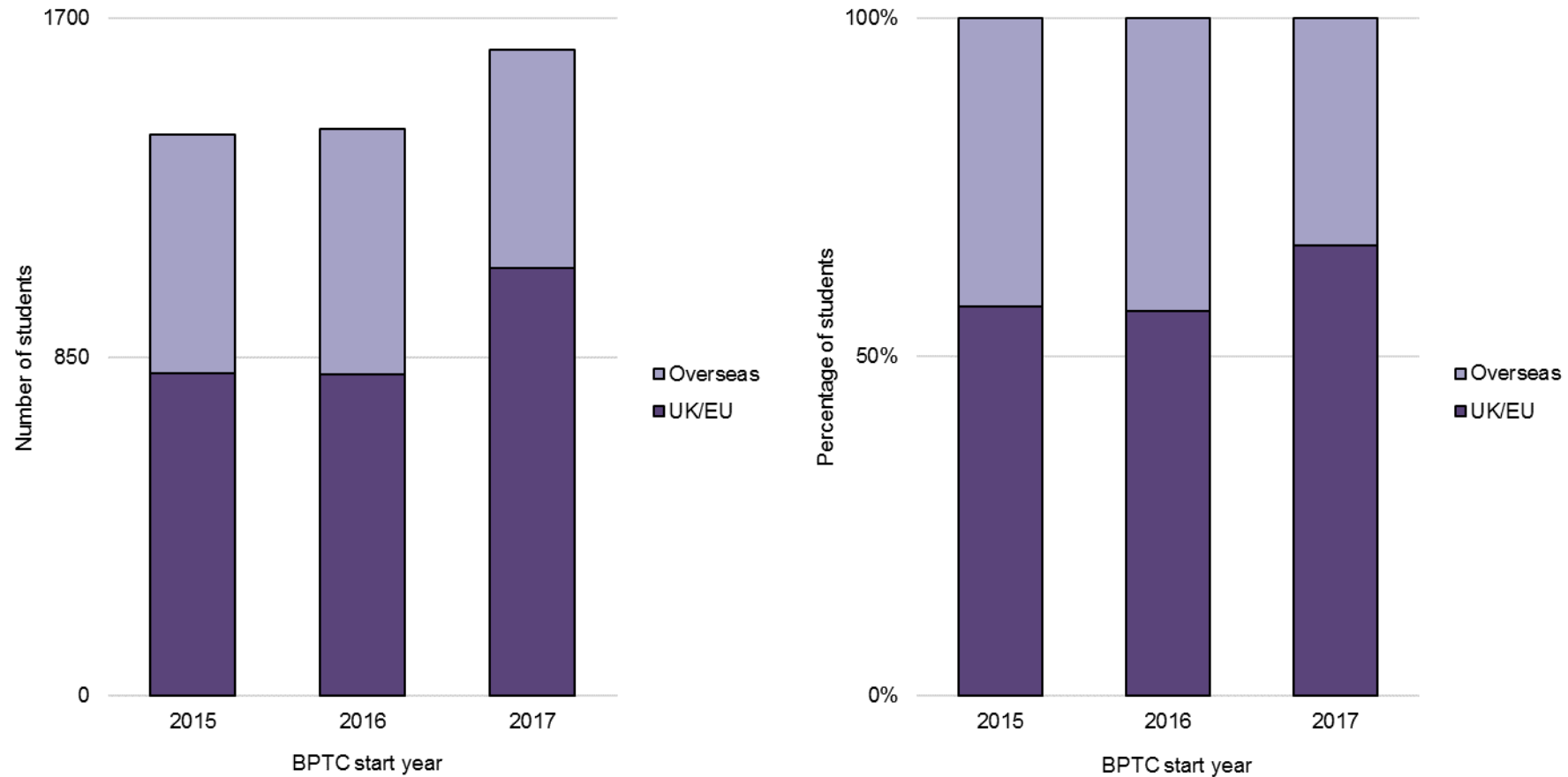
1. B. 1. Age of full-time and part-time students (as at 1 October in the year of enrolling on the BPTC): students from all domiciles



Note

1. The data above cover part-time and full-time students enrolled in October 2015, 2016 and 2017.
2. The above does not include data on individuals where data on outcomes and/or one or more characteristics have not been provided.

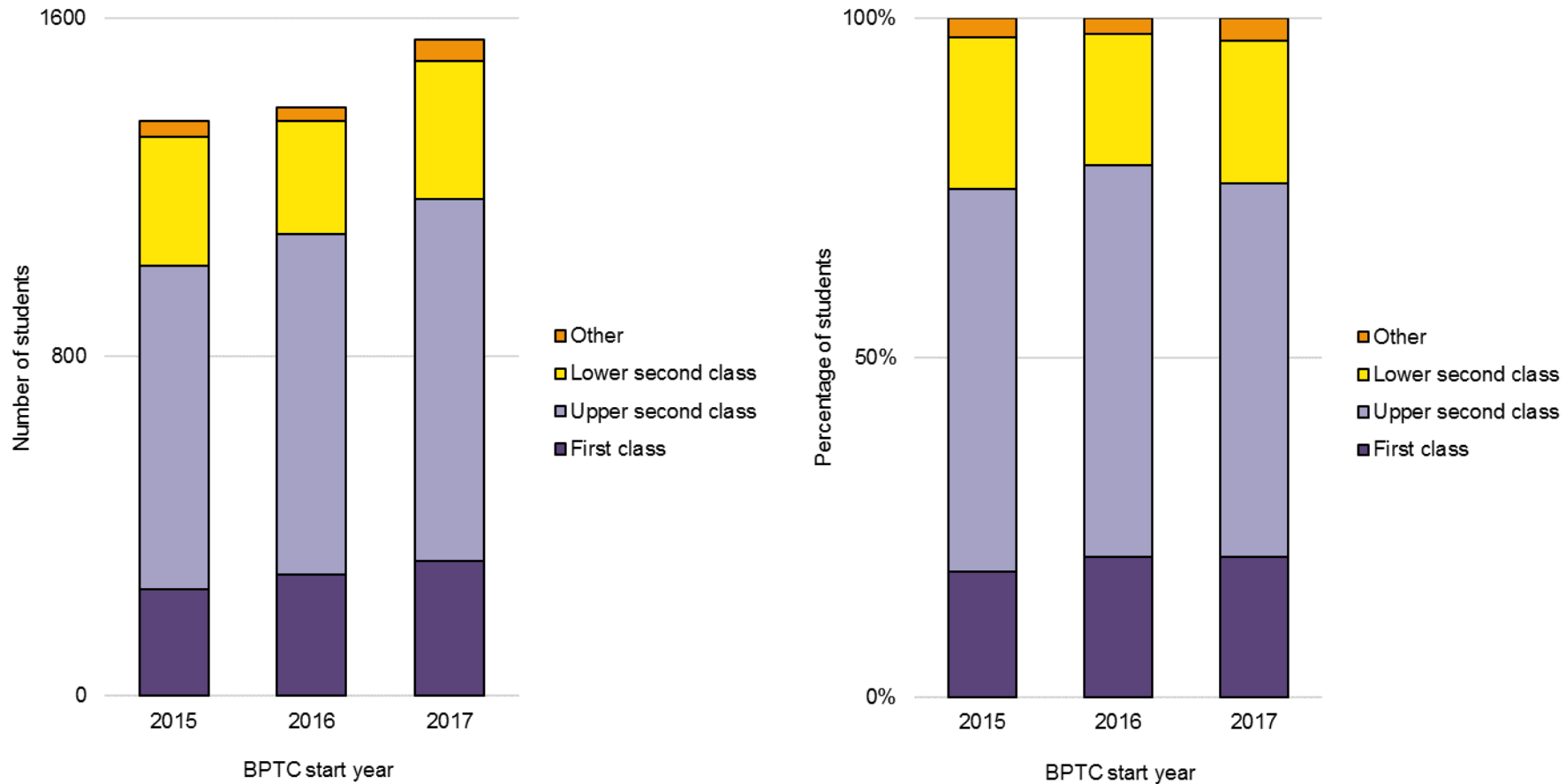
1. B. 2. Domicile of full-time and part-time BPTC students



Notes

1. This chart shows domicile i.e. the student's place of permanent residence prior to starting the course. The domicile codes used in the aggregation of the data are taken from the Higher Education Statistics Agency (HESA).
2. Data for students from the United Kingdom and the European Union have been merged.
3. The data above cover part-time and full-time students enrolled in October 2015, 2016 and 2017.
4. The above does not include data on individuals where data on outcomes and/or one or more characteristics have not been provided.

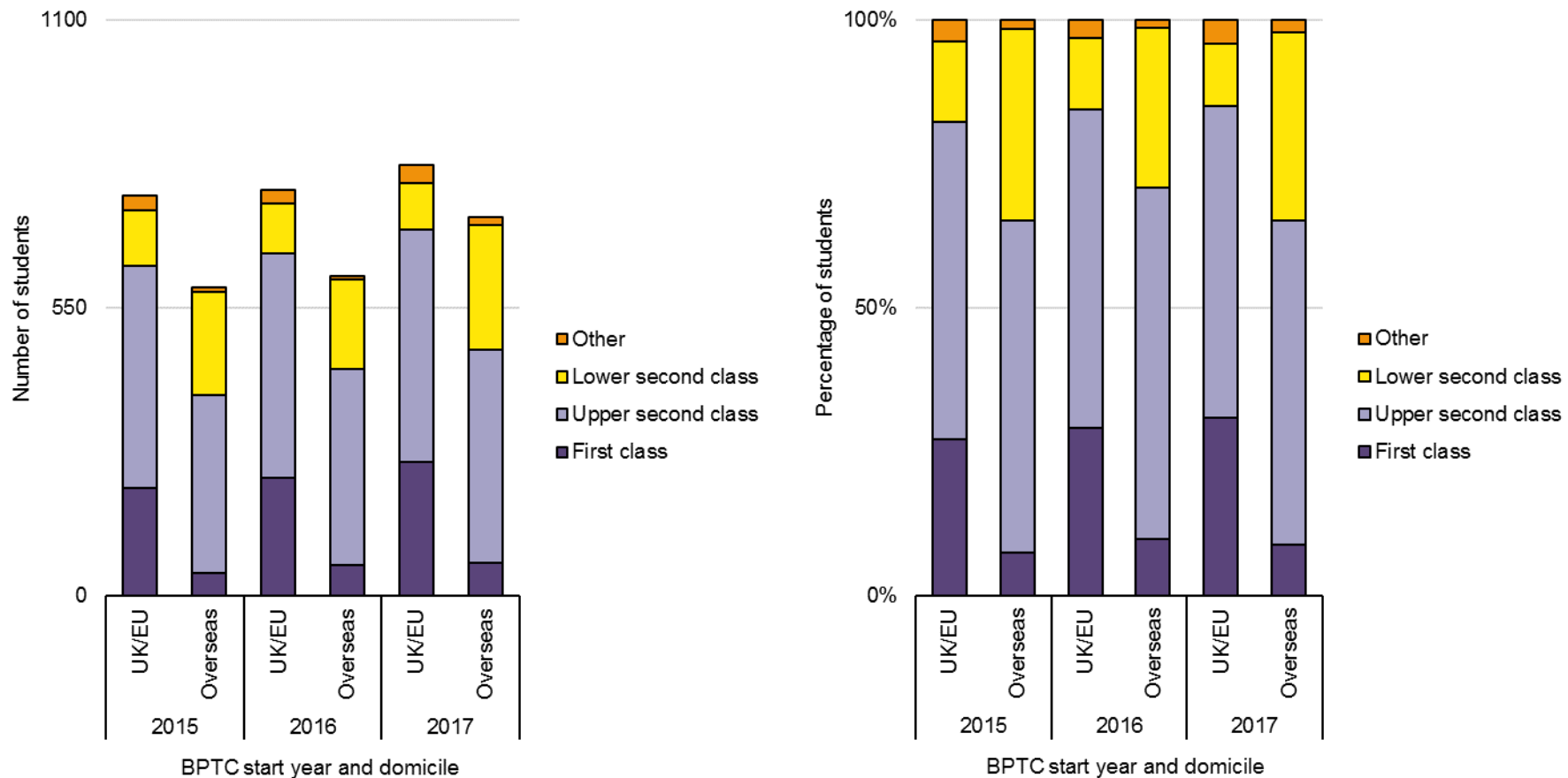
1. B. 3. First degree classification of full-time and part-time BPTC students: students from all domiciles



Notes

1. The minimum entry requirement for admission to the BPTC is a lower second class degree; in exceptional circumstances, students may be admitted to the BPTC with a different academic qualification. This is conditional on the granting of a waiver by the Bar Standards Board. Such students are classified as "Other".
2. The data above cover part-time and full-time students enrolled in October 2015, 2016 and 2017.
3. The above does not include data on individuals where data on outcomes and/or one or more characteristics have not been provided.

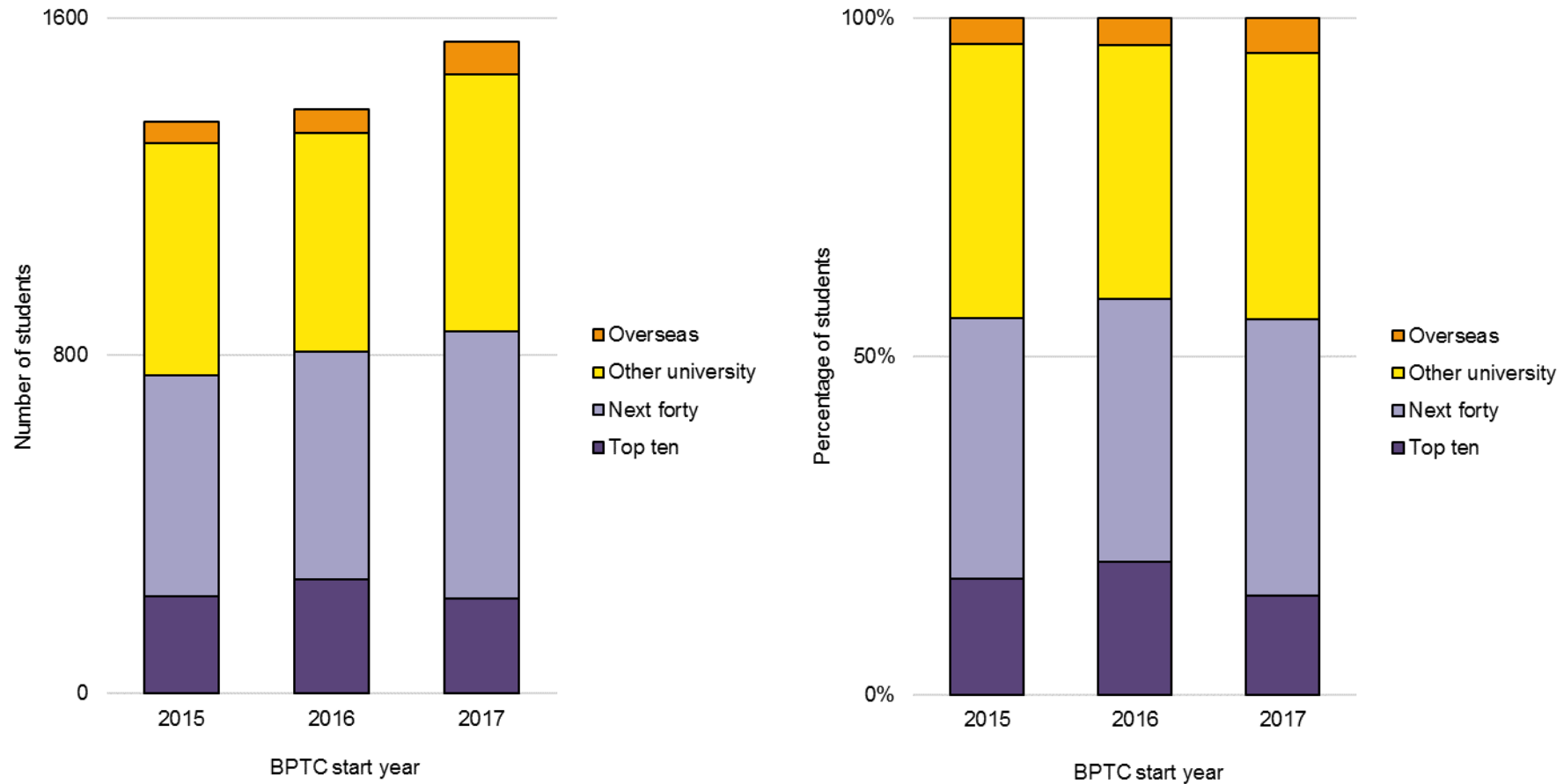
1. B. 4. First degree classification of full-time and part-time BPTC students, by domicile



Notes

1. This table shows the distribution of first degree classifications grouped by domicile.
2. Students who did not gain a first class, upper second class or lower second class degree and were admitted to the BPTC with a different academic qualification are classified as "Other".
3. The data above cover part-time and full-time students enrolled in October 2015, 2016 and 2017.
4. The above does not include data on individuals where data on outcomes and/or one or more characteristics have not been provided.

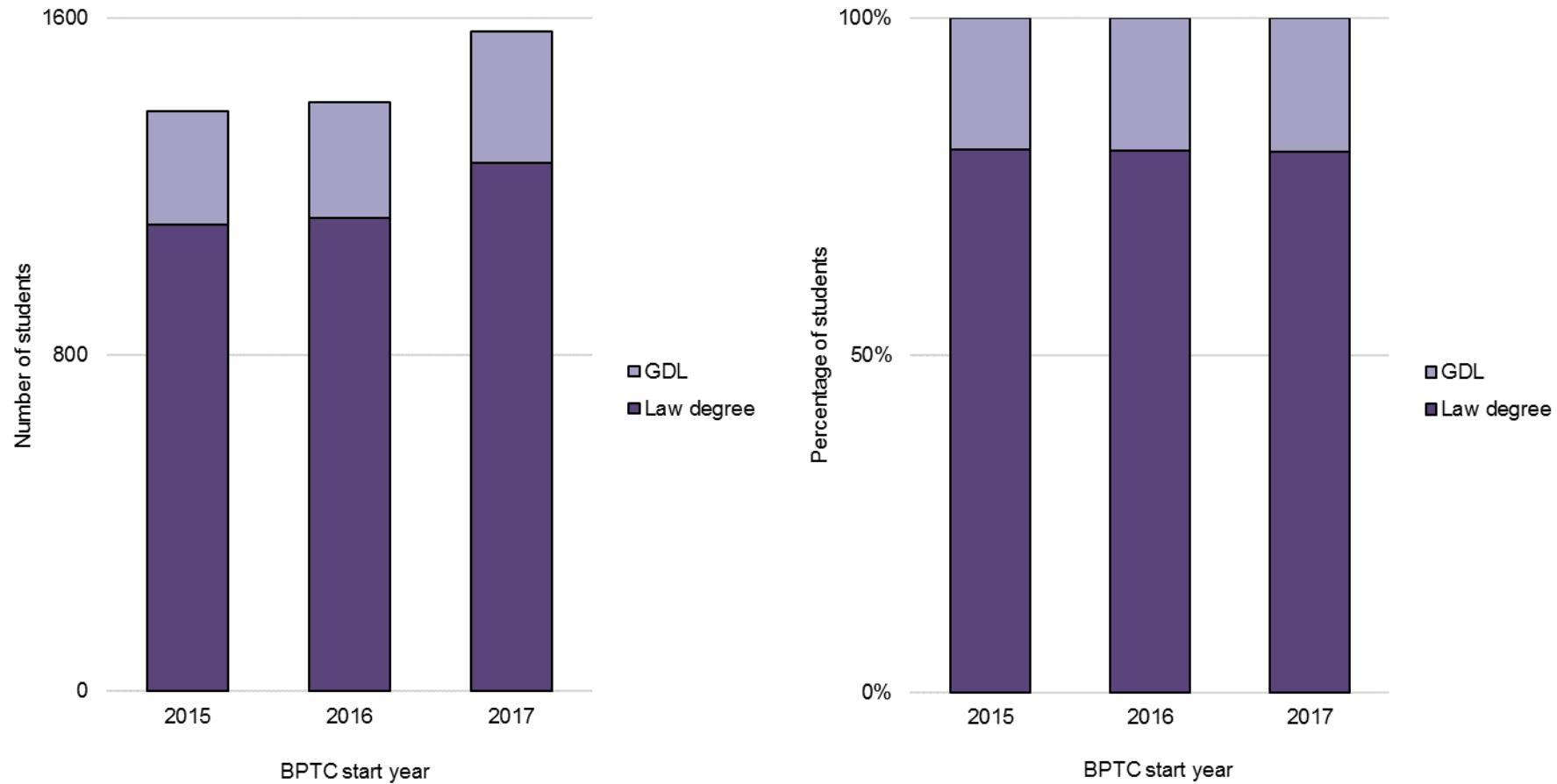
1. B. 5. Ranking of university at which full-time and part-time BPTC students studied for first degree: students from all domiciles



Notes

1. The top fifty universities for each year have been taken from the Times and Sunday Times Good University Guide (for each academic year).
2. The data above cover part-time and full-time students enrolled in October 2015, 2016 and 2017.
3. The above does not include data on individuals where data on outcomes and/or one or more characteristics have not been provided.

1. B. 6. Full-time and part-time BPTC students who completed a law degree or Graduate Diploma in Law (GDL): students from all domiciles



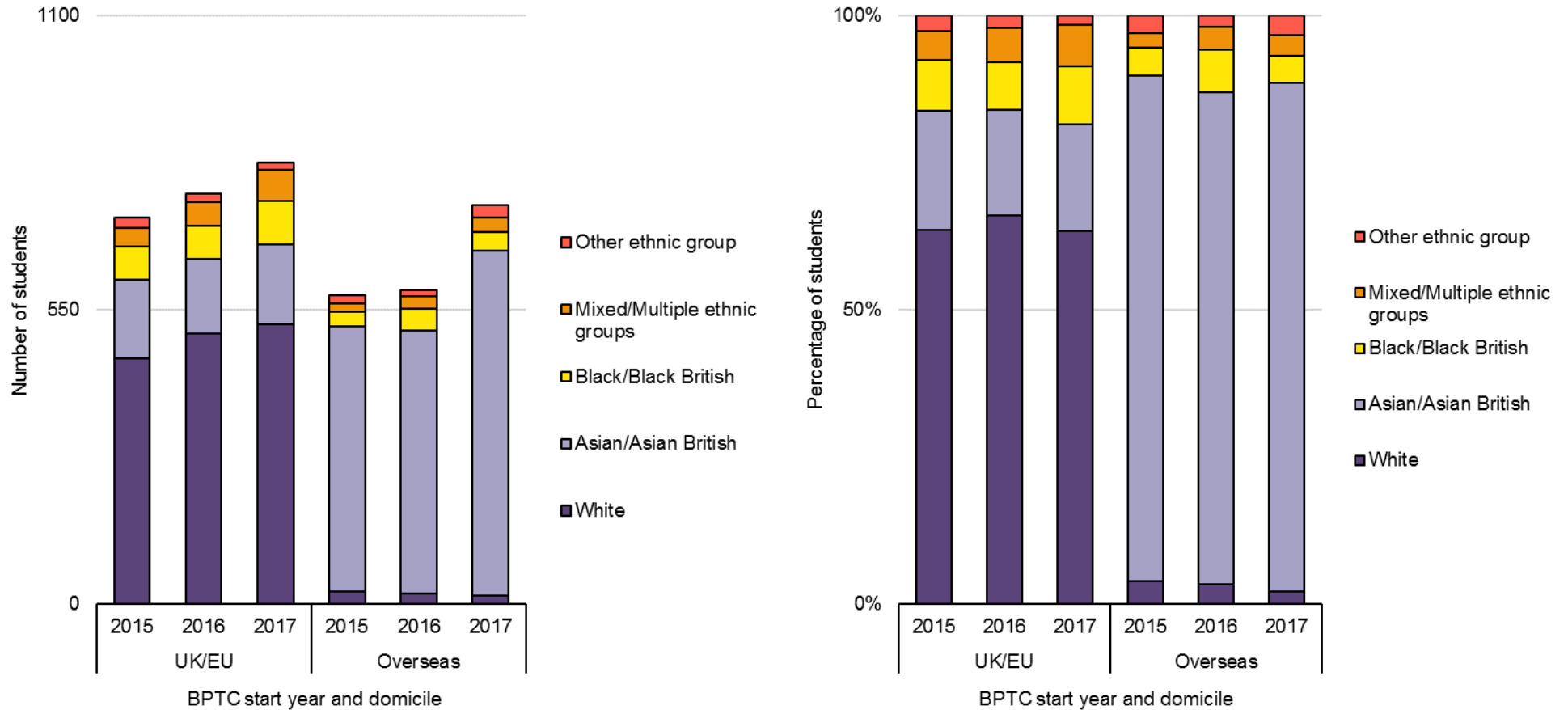
Notes

1. The specific entry requirements for the BPTC are contained in the [BPTC Handbook](#).
2. The GDL is also known as the Common Professional Examination.
3. The data above cover part-time and full-time students enrolled in October 2015, 2016 and 2017.
4. The above does not include data on individuals where data on outcomes and/or one or more characteristics have not been provided.

Tables B7, B8 and B9 set out data on protected characteristics in line with the Bar Standards Board equality and diversity guidelines.

The requirement to retain and provide diversity data applies to all publicly funded higher education institutions in the United Kingdom; not all BPTC providers are governed by this requirement.

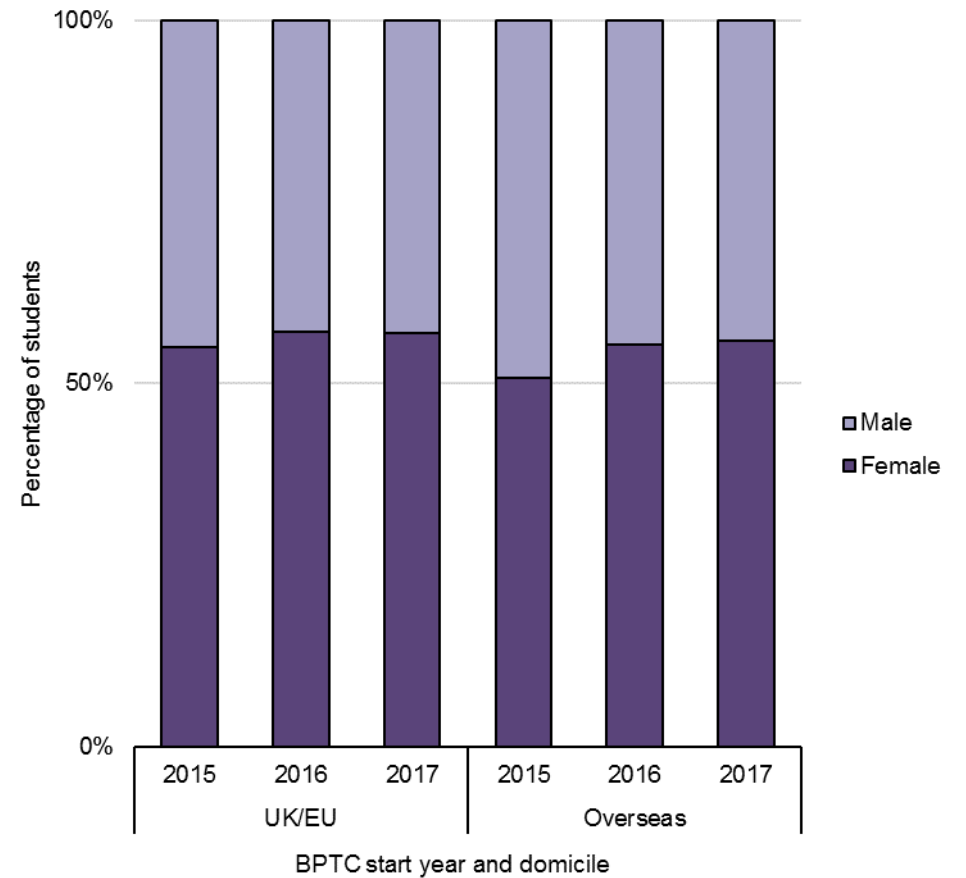
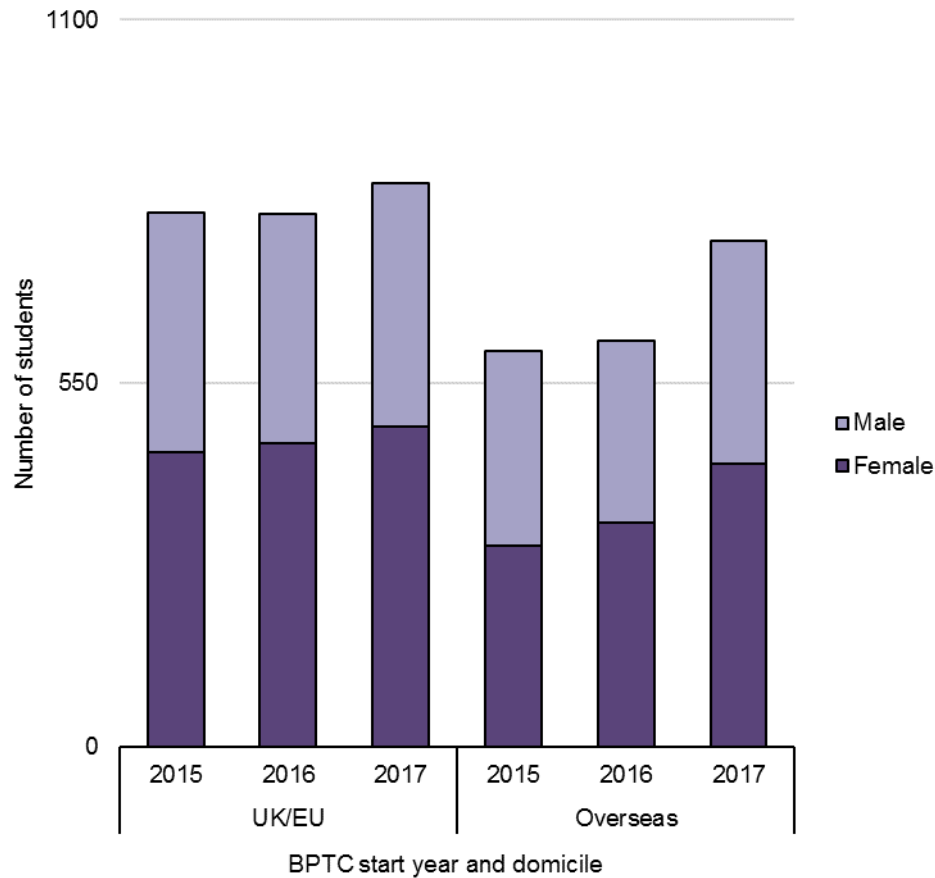
1. B. 7. Ethnicity of full-time and part-time BPTC students by domicile



Notes

1. Students are not required to declare their ethnicity.
2. The data above cover part-time and full-time students enrolled in October 2015, 2016 and 2017.
3. The above does not include data on individuals where data on outcomes and/or one or more characteristics have not been provided.

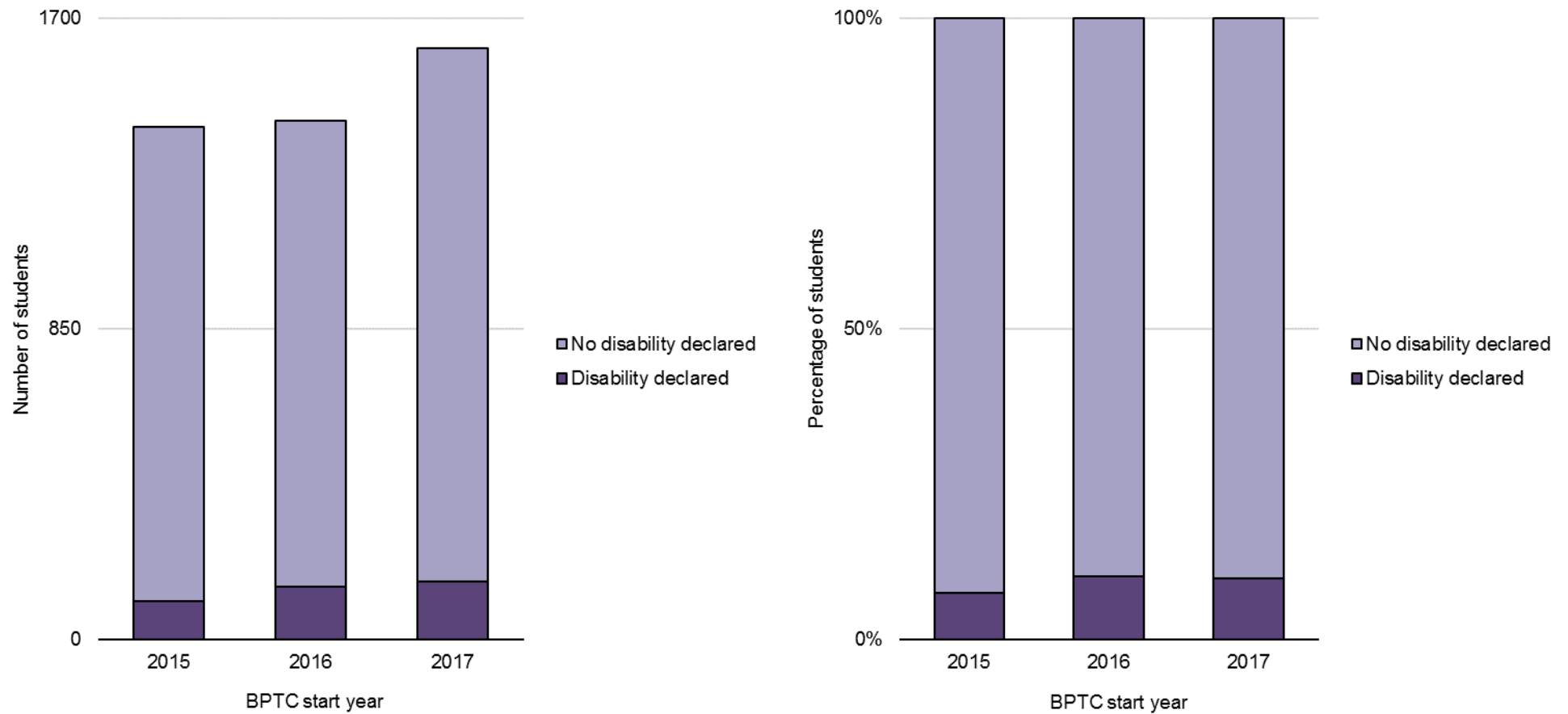
1. B. 8. Gender of full-time and part-time BPTC students by domicile



Notes

1. Students are not required to declare their gender.
2. The data above cover part-time and full-time students enrolled in October 2015, 2016 and 2017.
3. The above does not include data on individuals where data on outcomes and/or one or more characteristics have not been provided.

1. B. 9. Declared disability of full-time and part-time BPTC students: students from all domiciles



Notes

1. Students are not required to declare their disability status.
2. The data above cover part-time and full-time students enrolled in October 2015, 2016 and 2017.
3. The above does not include data on individuals where data on outcomes and/or one or more characteristics have not been provided.

Bar Standards Board
289 – 293 High Holborn
LONDON