

BAR  
STANDARDS  
BOARD

REGULATING BARRISTERS

# **BPTC Key Statistics 2019**

## **Part 4: BPTC graduate progression statistics**

## **Part 4: BPTC graduate progression statistics: both aggregated and by provider (full-time and part-time BPTC students)**

The charts in Part 4 are based on first six pupillages commencing between 1 October 2013 and 31 March 2019 inclusive. Graduates in the cohorts covered by this report who have secured pupillage since 31 March 2019 will be included in the next publication.

Students may start pupillage up to five years after successfully completing the BPTC. These charts do not include pupils who either passed the BPTC prior to 2014 or who took another route to qualifying as a barrister in England and Wales, for example by virtue of having passed the Bar Transfer Test.

Full details of overall pupillage rates (including those who took alternative routes to pupillage) can be found at:  
<https://www.barstandardsboard.org.uk/media-centre/research-and-statistics/statistics/pupillage-statistics/>

Not all students taking the BPTC will wish to undertake pupillage, or wish to remain to practise in the UK. There are relatively few overseas domiciled BPTC graduates that have gained pupillage in the UK following completion of the course, and for this reason, the majority of the charts in Part 4 contain data on UK/EU domiciled BPTC graduates only. Of the BPTC graduates enrolling in the academic years commencing 2013-2017, 35 BPTC graduates who were domiciled overseas prior to enrolling on the course gained first six pupillage in comparison to 1339 UK/EU domiciled BPTC graduates.

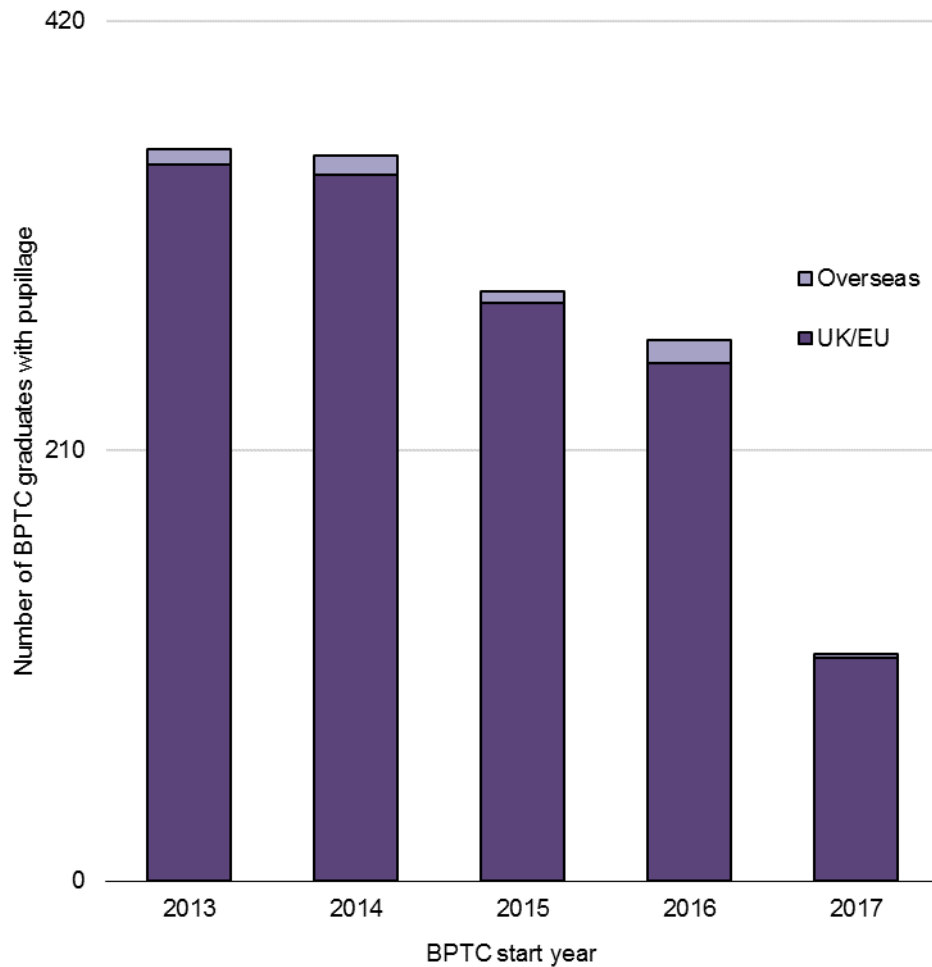
## Contents

<b>4. A. BPTC graduate progression of full-time and part-time BPTC students.....</b>	<b>4</b>
4. A. 1. Domicile of full-time and part-time BPTC graduates commencing first six pupillage .....	4
4. A. 2. BPTC graduates commencing pupillage within 6 months, 6 - 18 months, and over 18 months following completion of the BPTC: UK/EU domiciled students...	5
4. A. 3. BPTC grades of graduates commencing first six pupillage, by time taken to gain pupillage following completion of the BPTC: UK/EU domiciled students.....	6
4. A. 4. Pupillage rate of BPTC graduates, by part-time and full-time mode of study: UK/EU domiciled students.....	7
4. A. 5. 1. First degree classification and BPTC grade of full-time and part-time BPTC graduates commencing first six pupillage: UK/EU domiciled students only – percentage of BPTC graduates in each grouping that have gained pupillage – 2013-2017 aggregated .....	8
4. A. 5. 2. First degree classification and BPTC grade of full-time and part-time BPTC graduates commencing first six pupillage: UK/EU domiciled students - number of those with pupillage.....	9
4. A. 5. 3. First degree classification and BPTC grade of full-time and part-time BPTC graduates commencing first six pupillage: UK/EU domiciled students only – percentage of BPTC graduates in each grouping that have gained pupillage.....	10
4. A. 6. Time taken to commence pupillage following completion of the BPTC, by first degree classification and BPTC grade: UK/EU domiciled students – 2013-2017 aggregated .....	11
4. A. 7. Ethnicity, first degree classification and BPTC overall grade of full-time and part-time BPTC graduates commencing first six pupillage: UK/EU domiciled students – 2013-2017 aggregated .....	12
4. A. 8. Gender, first degree classification and BPTC overall grade of full-time and part-time BPTC graduates commencing first six pupillage: UK/EU domiciled students – 2013-2017 aggregated .....	13
4. A. 9. Disability status, first degree classification and BPTC overall grade of full-time and part-time BPTC graduates commencing first six pupillage: UK/EU domiciled students – 2013-2017 aggregated .....	14
4. A. 10. Ranking of first degree institution, first degree classification and BPTC overall grade of full-time and part-time BPTC graduates commencing first six pupillage: UK/EU domiciled students – 2013-2017 aggregated .....	15
4. A. 11. Age at enrolment, first degree classification and BPTC overall grade of full-time and part-time BPTC graduates commencing first six pupillage: UK/EU domiciled students – 2013-2017 aggregated.....	16
<b>4. B. BPTC graduate progression of full-time and part-time BPTC students, by provider .....</b>	<b>17</b>
4. B. 1. Domicile of BPTC graduates commencing first six pupillage – 2013-2017 aggregated .....	17
4. B. 2. Pupillage rate of BPTC graduates, by provider: UK/EU domiciled students .....	18
4. B. 3. BPTC graduates commencing pupillage within 6 months, 6 - 18 months, and over 18 months following completion of the BPTC: UK/EU domiciled graduates .....	19
4. B. 4. Percentage of graduates with each BPTC grade commencing first six pupillage, by provider: UK/EU domiciled students – 2013-2017 aggregated .....	20
4. B. 5. First degree classification of BPTC graduates commencing first six pupillage: students from all domiciles – 2013-2017 aggregated.....	21

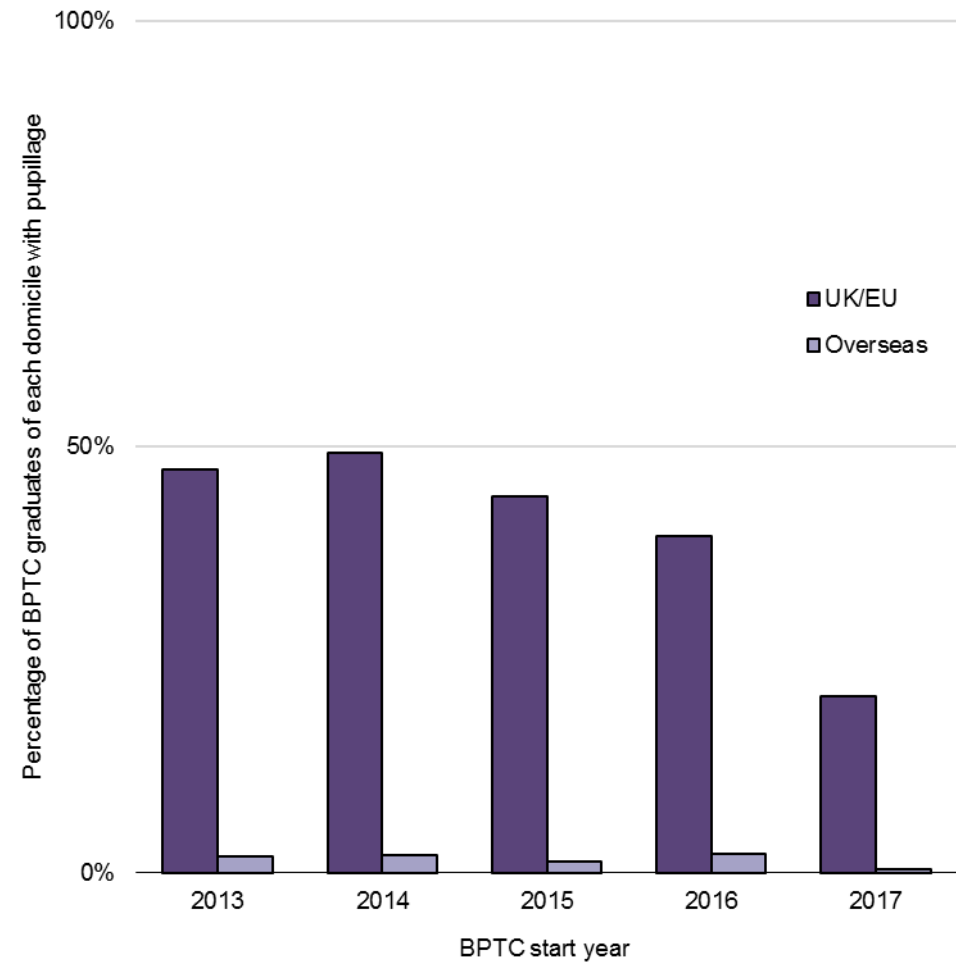
## 4. A. BPTC graduate progression of full-time and part-time BPTC students

### 4. A. 1. Domicile of full-time and part-time BPTC graduates commencing first six pupillage

Number of graduates gaining pupillage



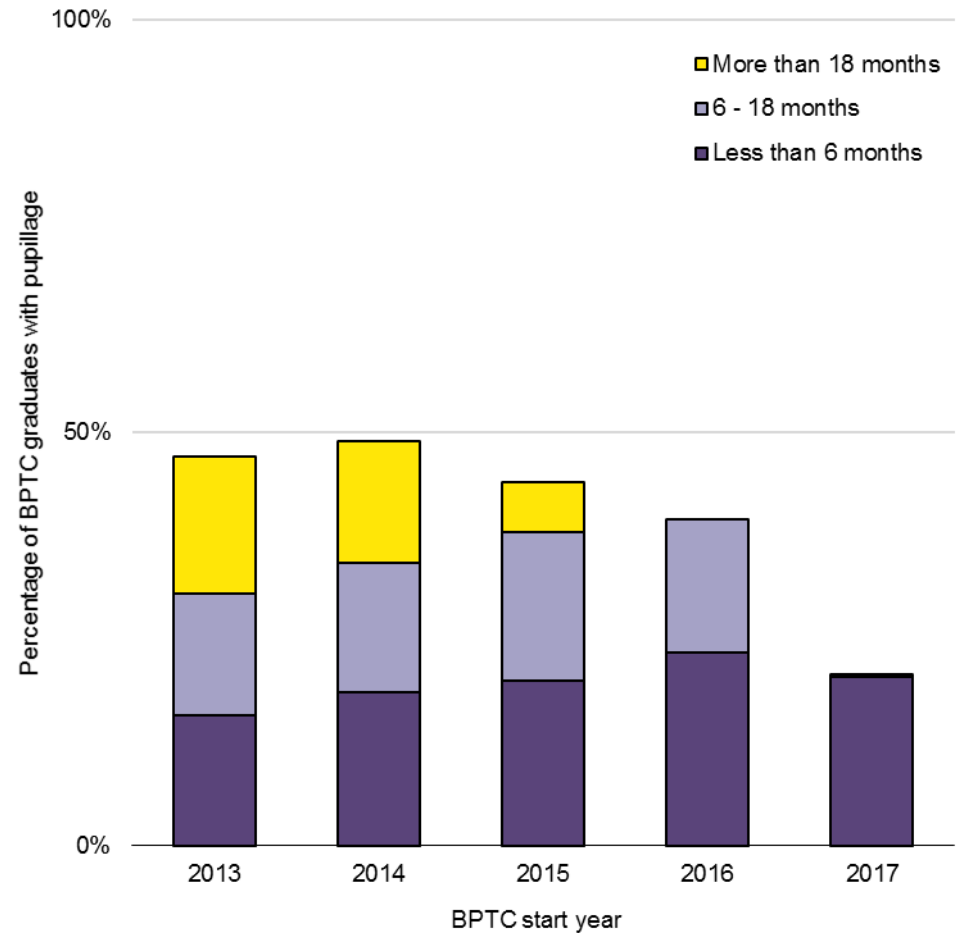
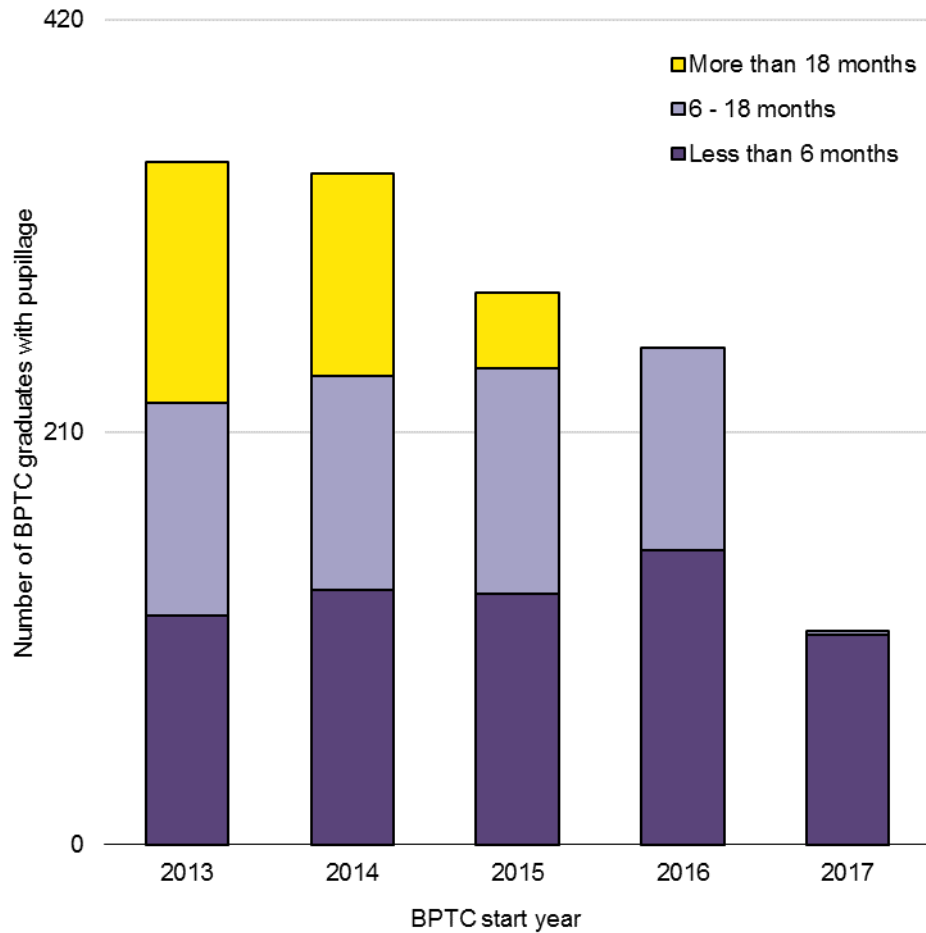
Percentage of graduates of each domicile gaining pupillage



Notes

1. The charts above show the number and percentage of students who successfully completed the BPTC during the report period who commenced first six pupillage between 1 October 2013 and 31 March 2019 following graduation.
2. Many students are domiciled outside the United Kingdom and do not intend to practise in England and Wales upon completion of the BPTC.

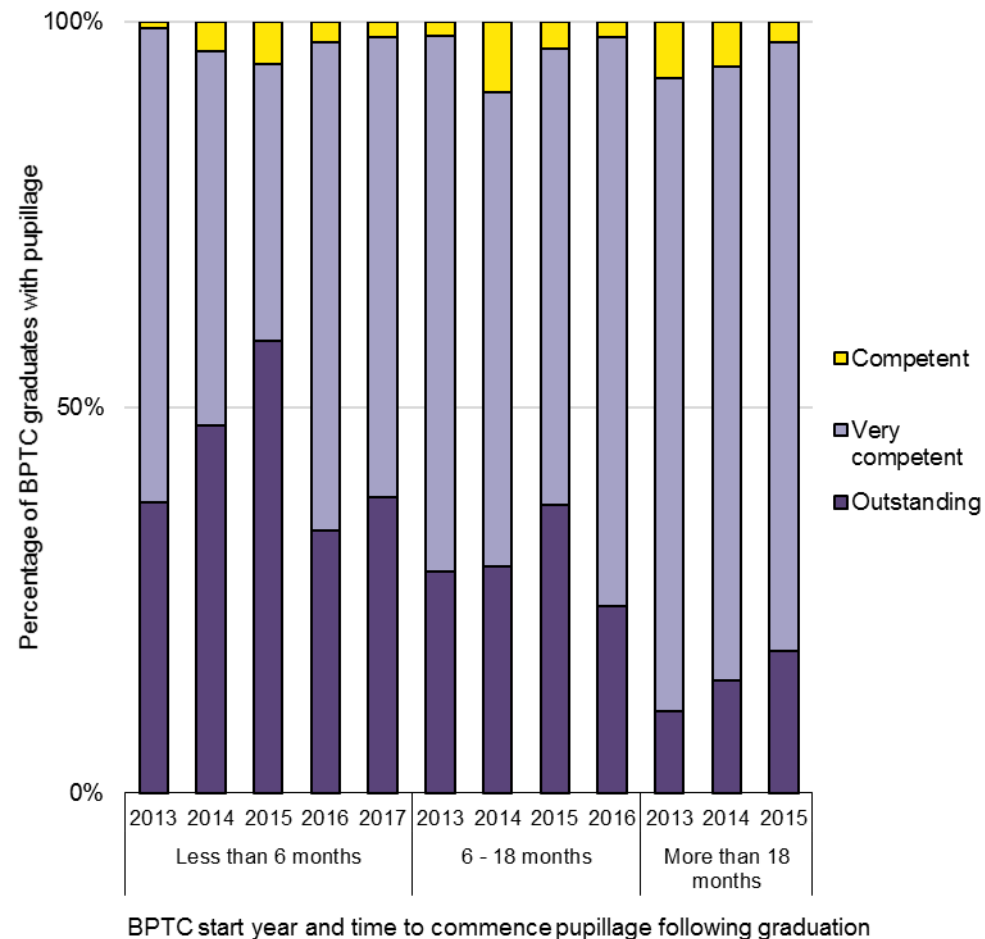
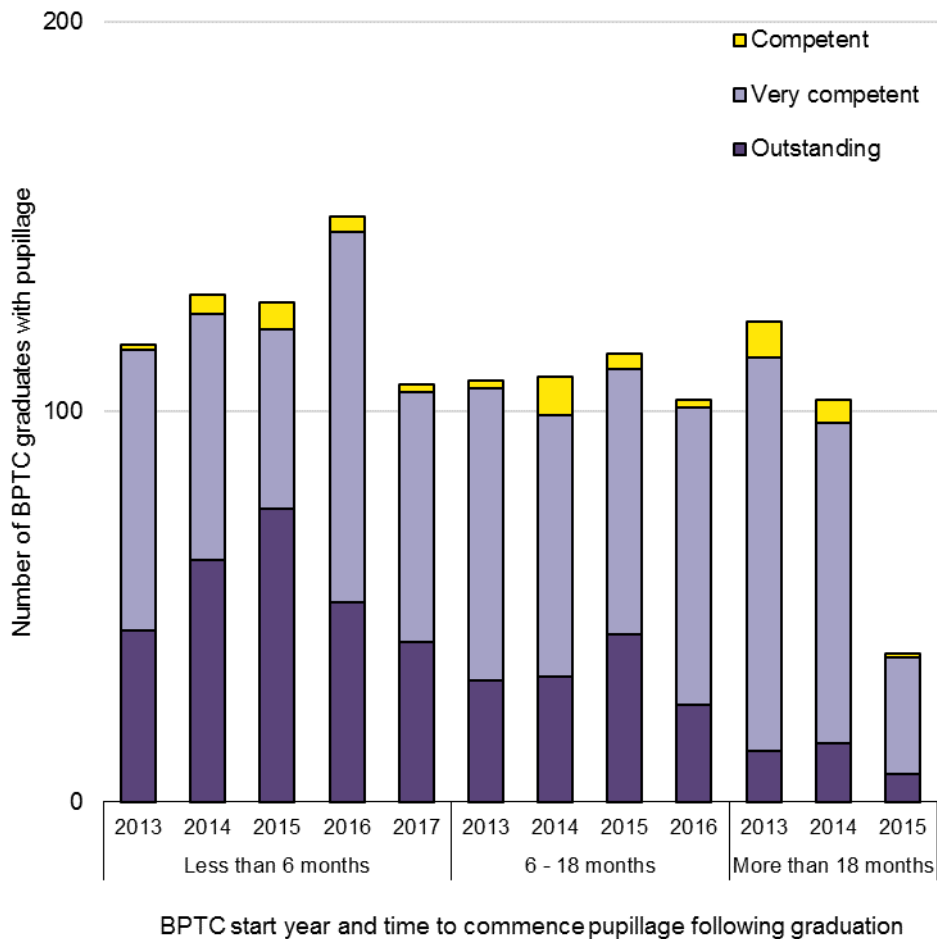
**4. A. 2. BPTC graduates commencing pupillage within 6 months, 6 - 18 months, and over 18 months following completion of the BPTC: UK/EU domiciled students**



**Notes**

1. The charts above show the number and percentage of students who successfully completed the BPTC during the report period who commenced first six pupillage between 1 October 2013 and 31 March 2019 following graduation. They are categorised by the length of time passed following completion of the BPTC and commencement of first six pupillage.
2. Application for pupillage can be made before commencing the BPTC.
3. In the absence of data on the date of award for completion of the BPTC, if a student passed the BPTC at first attempt, the length of time between completion of the BPTC and the commencement of pupillage was calculated from 31 July in the year of graduation. The period was calculated for other students from 31 October in the year of graduation.

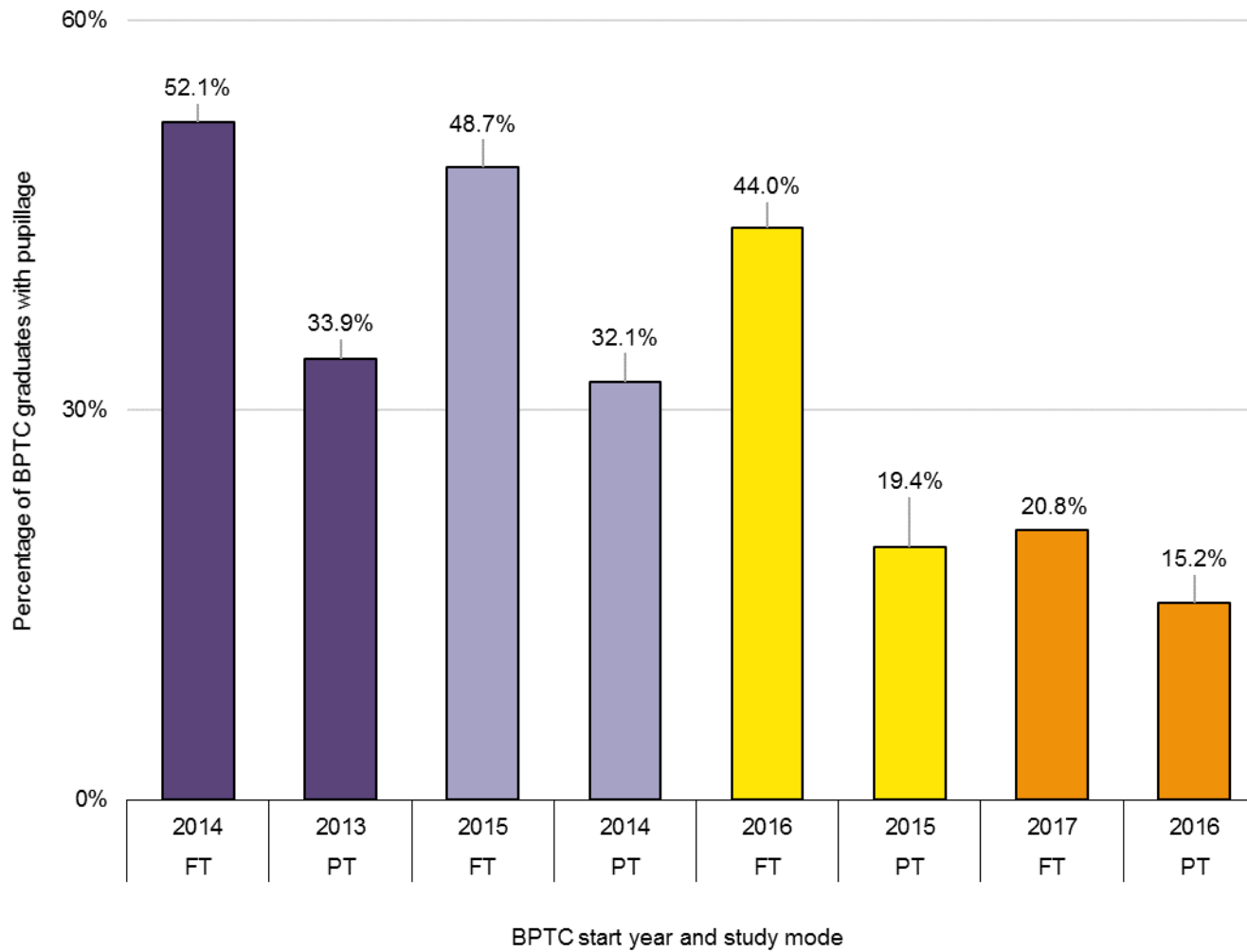
### 4. A. 3. BPTC grades of graduates commencing first six pupillage, by time taken to gain pupillage following completion of the BPTC: UK/EU domiciled students



Notes

1. The chart above shows the number and percentage of students who successfully completed the BPTC during the report period and who commenced first six pupillage between 1 October 2013 and 31 March 2019 following graduation. They are categorised by the length of time passed following completion of the BPTC and commencement of first six pupillage.
2. In the absence of data on the date of award for completion of the BPTC, if a student passed the BPTC at first attempt, the length of time between completion of the BPTC and the commencement of pupillage was calculated from 31 July in the year of graduation. The period was calculated for other students from 31 October in the year of graduation.

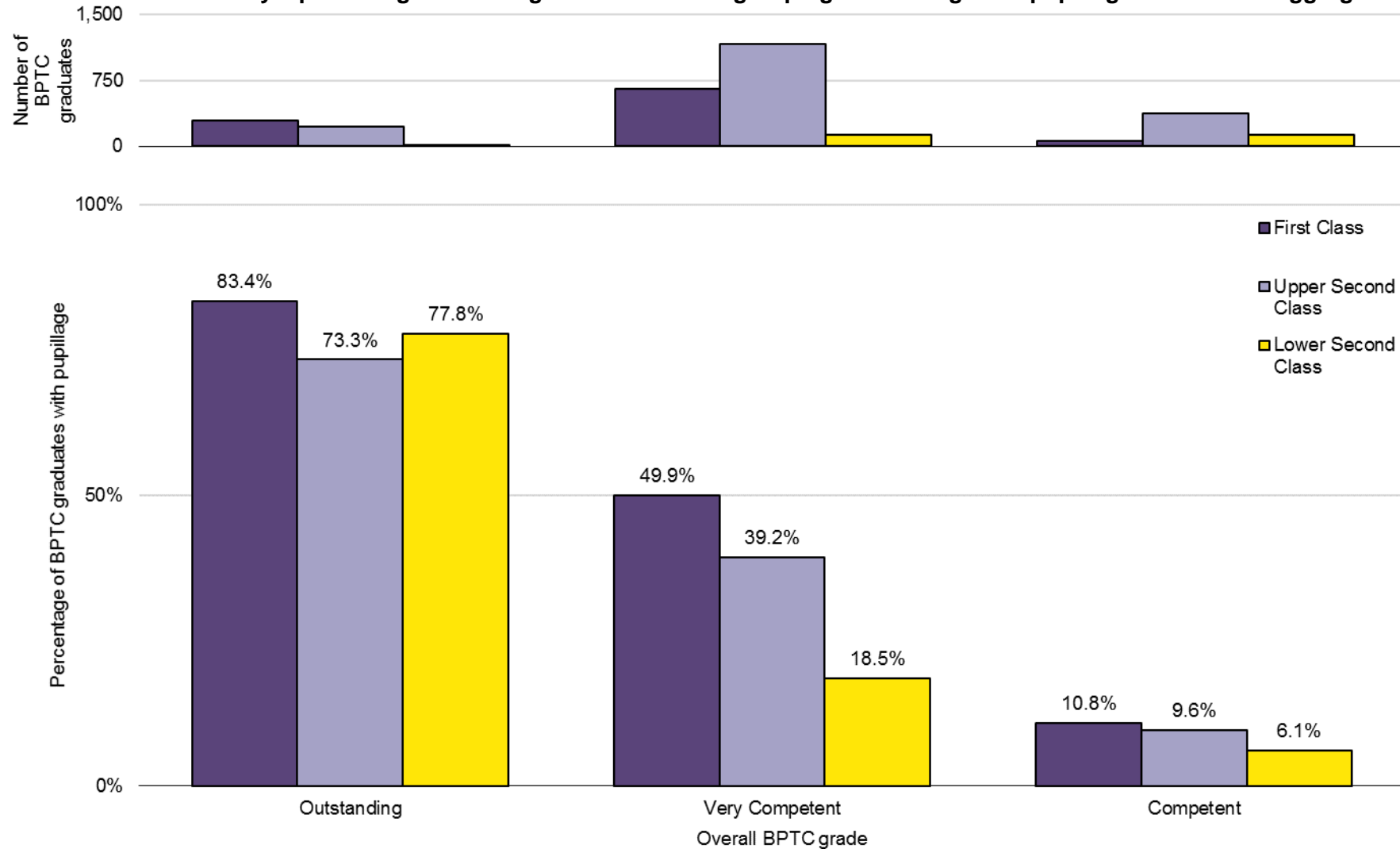
**4. A. 4. Pupillage rate of BPTC graduates, by part-time and full-time mode of study: UK/EU domiciled students**



**Notes**

1. The data in the chart above are intended to compare cohorts based upon predicted time of graduation from the BPTC based upon a part-time course length of two years, and full-time course length of one year.
2. The chart above shows the percentage of students who successfully completed the BPTC during the report period and who commenced first six pupillage between 1 October 2013 and 31 March 2019 following graduation.

**4. A. 5. 1. First degree classification and BPTC grade of full-time and part-time BPTC graduates commencing first six pupillage: UK/EU domiciled students only – percentage of BPTC graduates in each grouping that have gained pupillage – 2013-2017 aggregated**

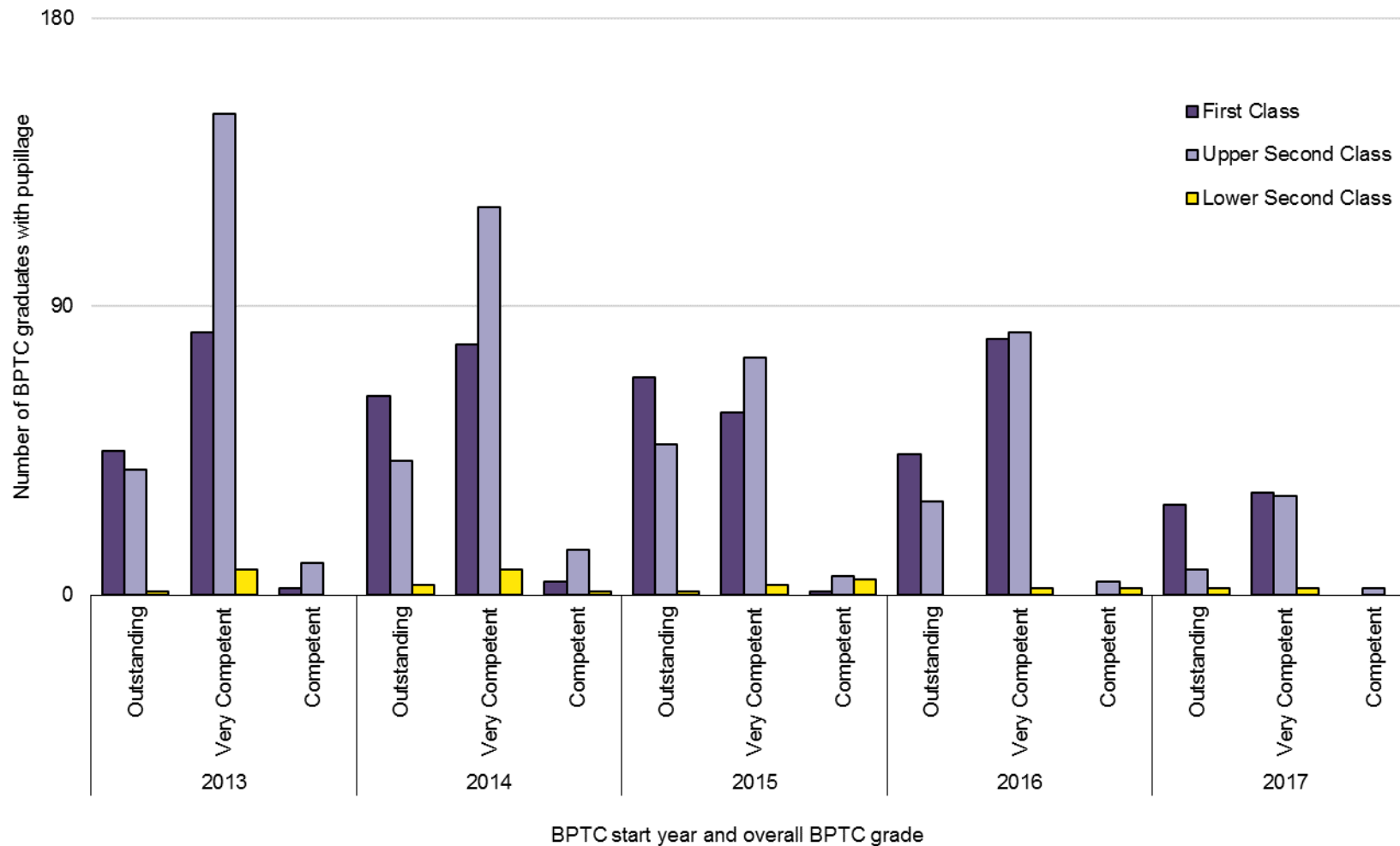


Note

1. The chart above shows the percentage of students who successfully completed the BPTC during the report period and who commenced first six pupillage between 1 October 2013 and 31 March 2019 following graduation



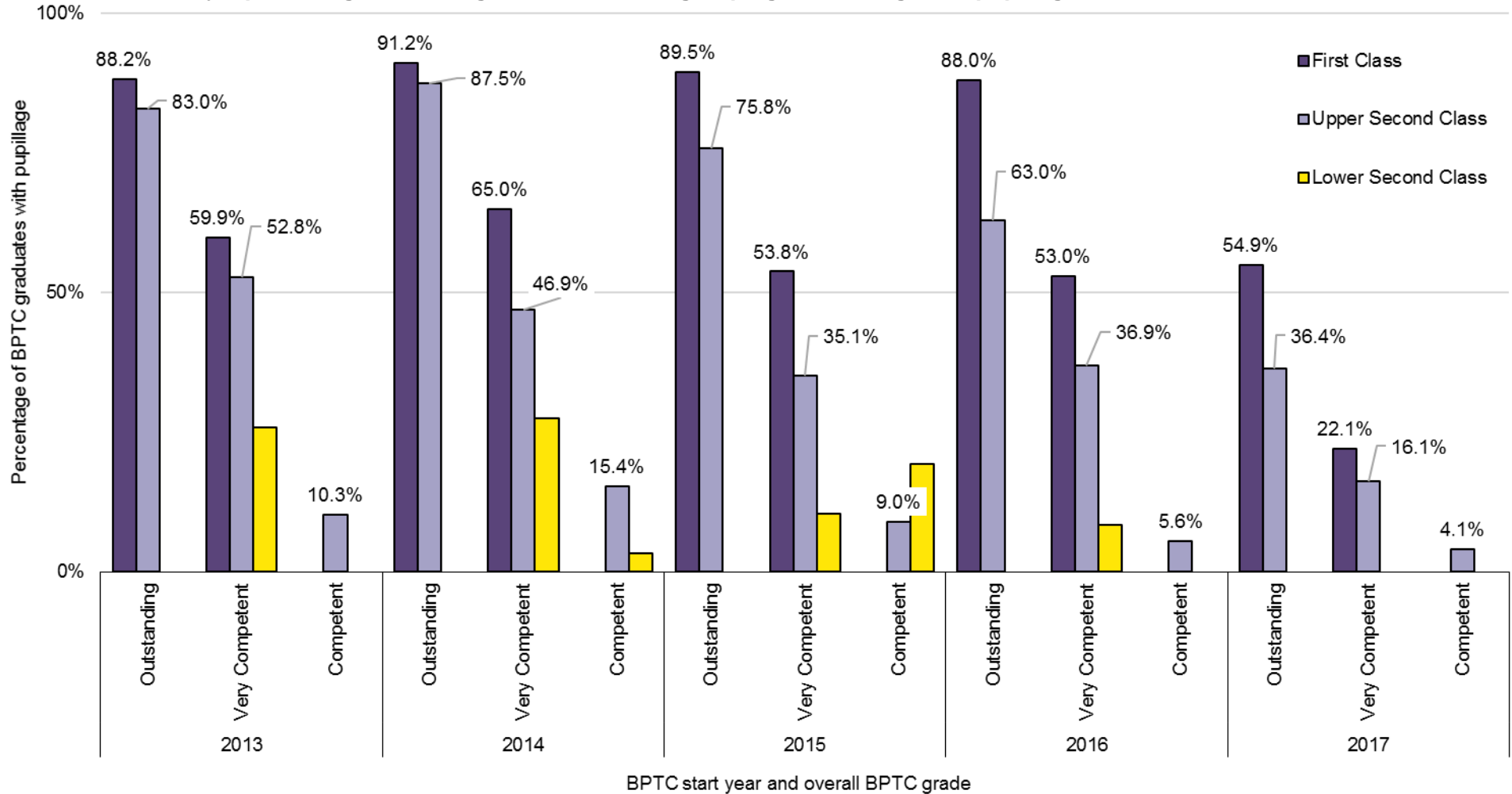
**4. A. 5. 2. First degree classification and BPTC grade of full-time and part-time BPTC graduates commencing first six pupillage: UK/EU domiciled students - number of those with pupillage**



**Note**

1. The chart above shows the number of students who successfully completed the BPTC during the report period and who commenced first six pupillage between 1 October 2013 and 31 March 2019 following graduation..

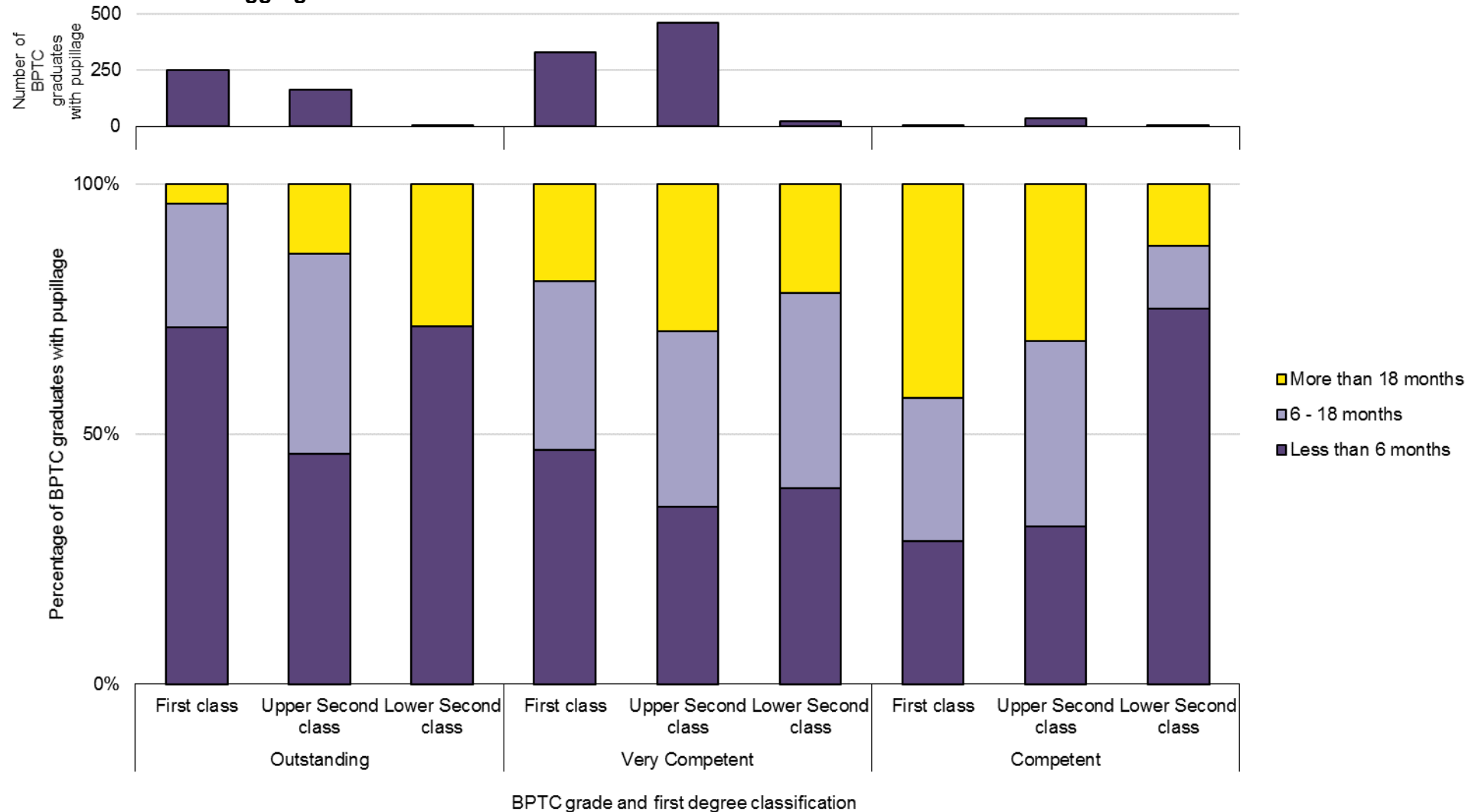
**4. A. 5. 3. First degree classification and BPTC grade of full-time and part-time BPTC graduates commencing first six pupillage: UK/EU domiciled students only – percentage of BPTC graduates in each grouping that have gained pupillage**



**Note**

- The chart above shows the percentage of students who successfully completed the BPTC during the report period and who commenced first six pupillage between 1 October 2013 and 31 March 2019 following graduation.

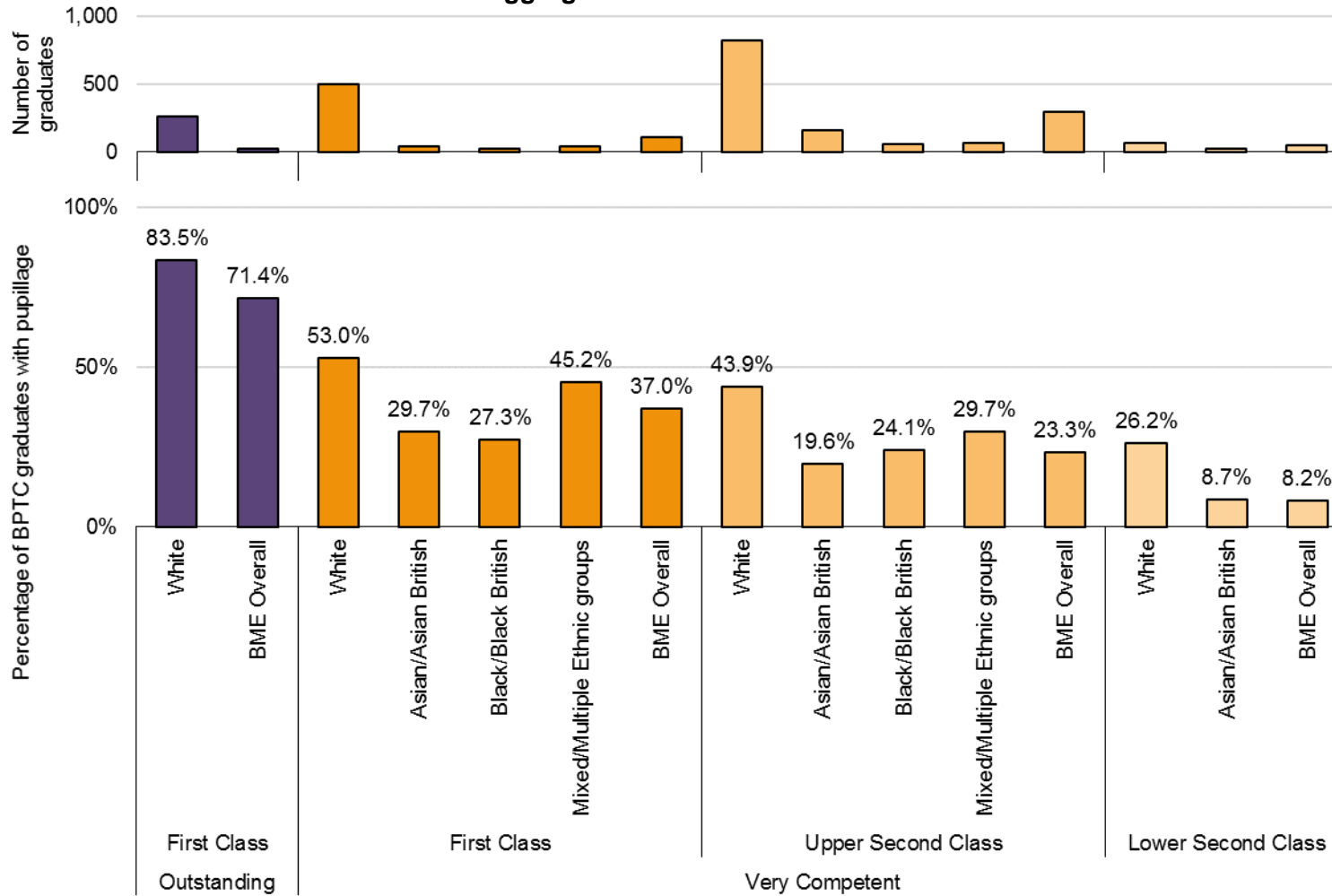
**4. A. 6. Time taken to commence pupillage following completion of the BPTC, by first degree classification and BPTC grade: UK/EU domiciled students – 2013-2017 aggregated**



Note

1. In the absence of data on the date of award for completion of the BPTC, if a student passed the BPTC at first attempt, the length of time between completion of the BPTC and the commencement of pupillage was calculated from 31 July in the year of graduation. The period was calculated for other students from 31 October in the year of graduation.

**4. A. 7. Ethnicity, first degree classification and BPTC overall grade of full-time and part-time BPTC graduates commencing first six pupillage: UK/EU domiciled students – 2013-2017 aggregated**

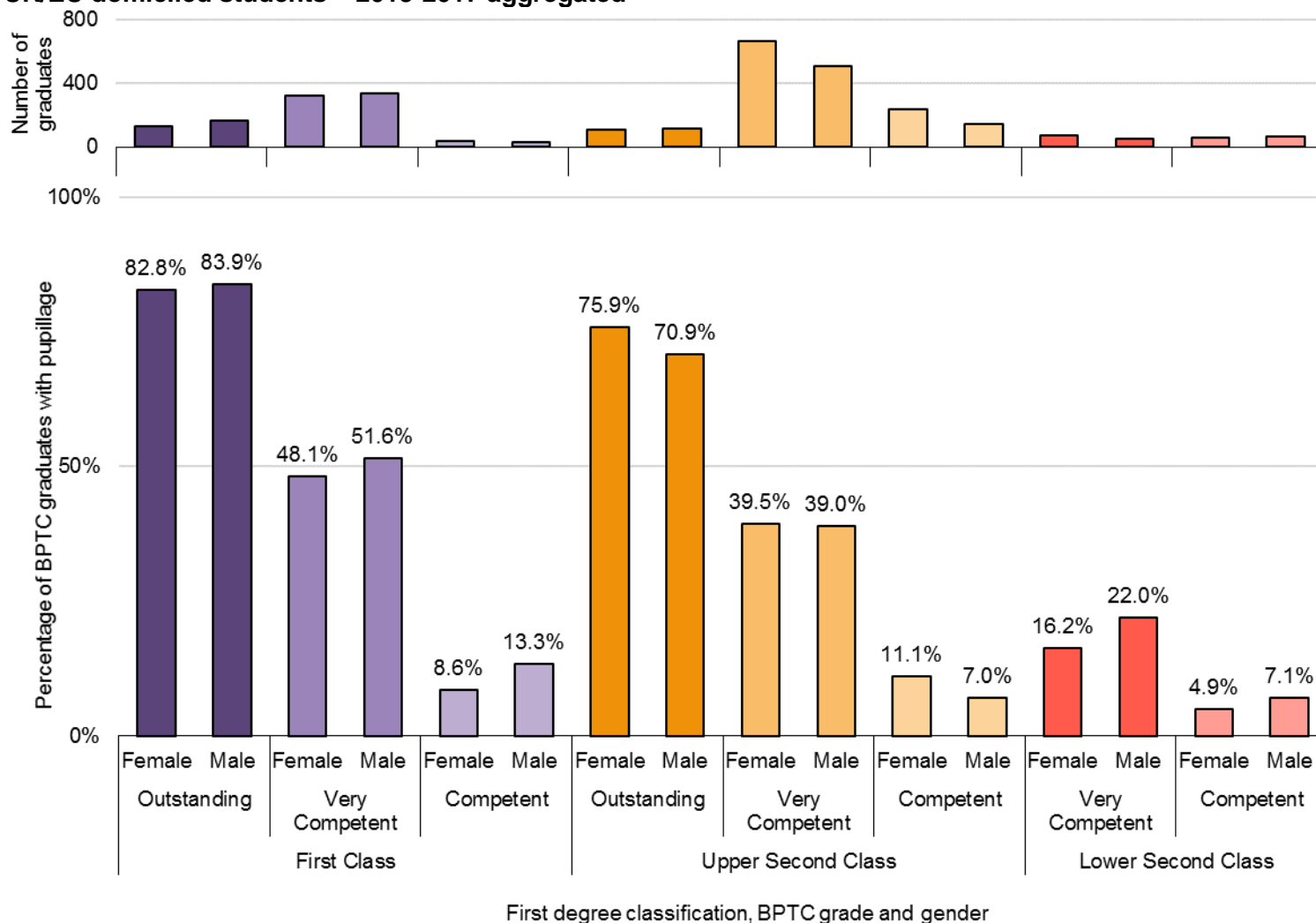


BPTC grade, first degree classification, and ethnic group

Note

1. Some first degree classification/BPTC overall grade groupings have not been included in the chart above owing to small numbers in the relevant groupings.
2. The BME Overall category refers to the overall percentage across all ethnic groupings categorised as 'Black, Asian and Minority Ethnic' groups.

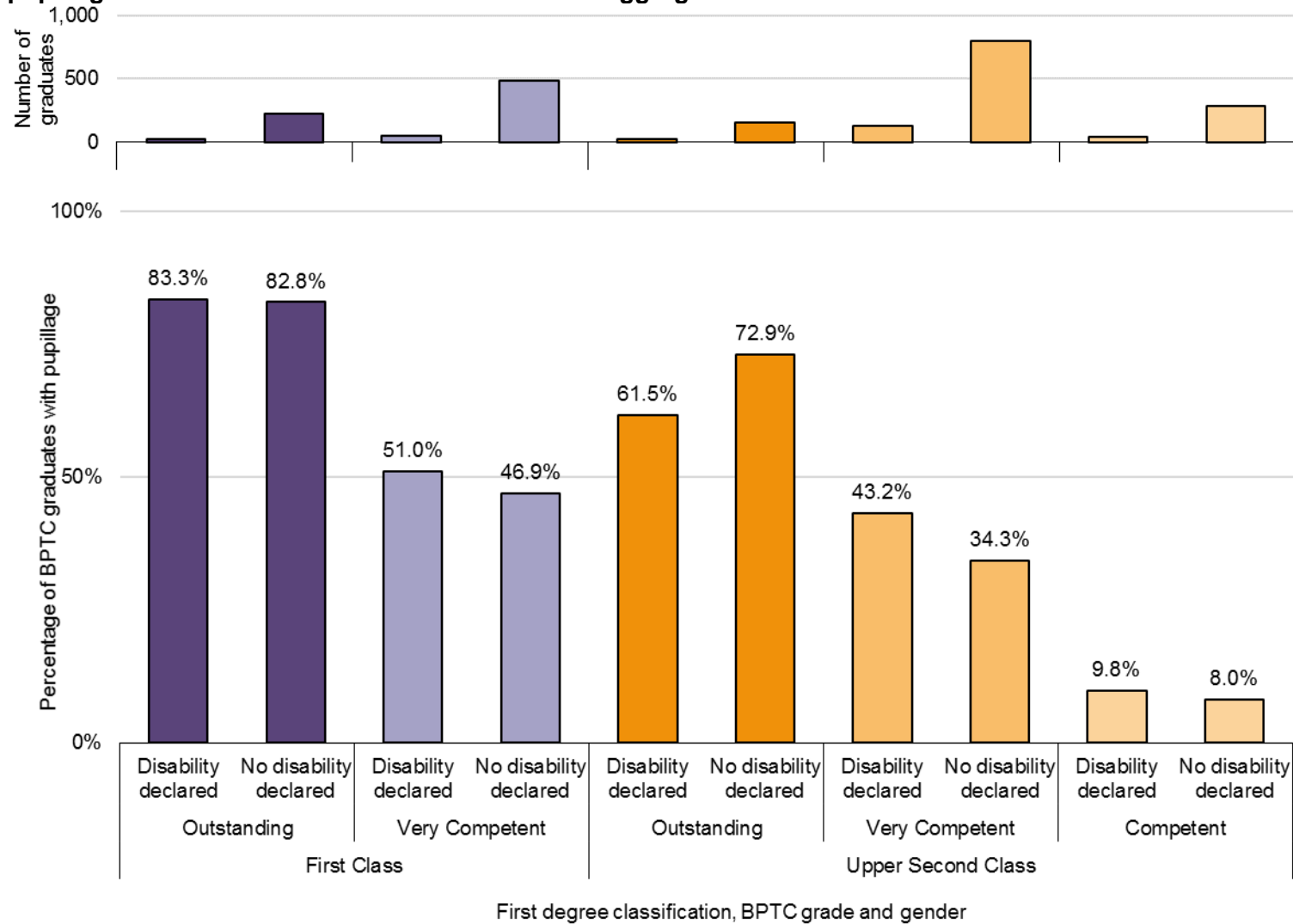
**4. A. 8. Gender, first degree classification and BPTC overall grade of full-time and part-time BPTC graduates commencing first six pupillage: UK/EU domiciled students – 2013-2017 aggregated**



**Note**

1. Some first degree classification/BPTC overall grade groupings have not been included in the chart above owing to small numbers in the relevant groupings.
2. Of the cohorts covered by this report, 654 male UK/EU domiciled BPTC graduates and 685 female UK/EU domiciled BPTC graduates commenced first six pupillage between 1 October 2013 and 31 March 2019.

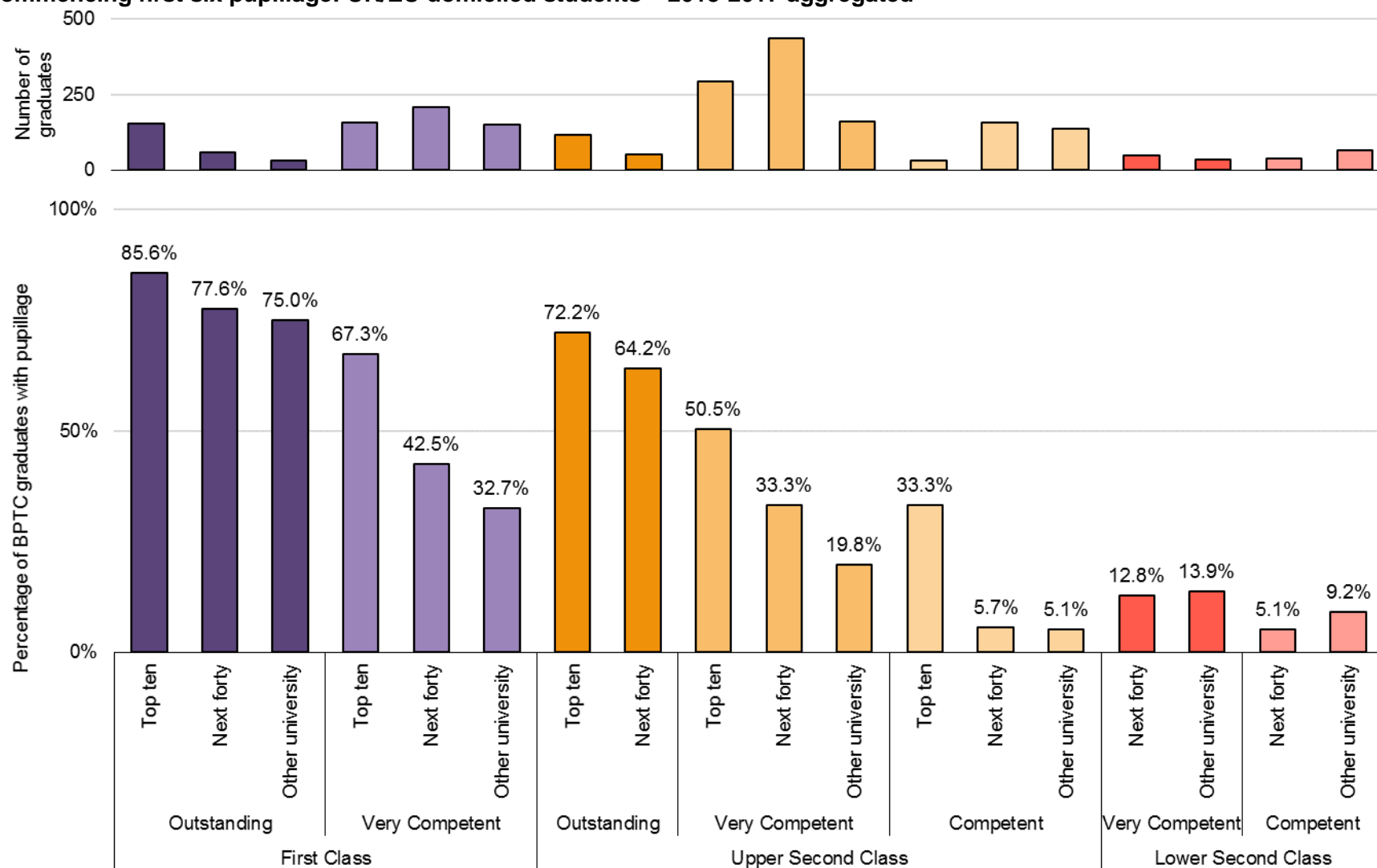
**4. A. 9. Disability status, first degree classification and BPTC overall grade of full-time and part-time BPTC graduates commencing first six pupillage: UK/EU domiciled students – 2013-2017 aggregated**



**Note**

1. Some first degree classification/BPTC overall grade groupings have not been included in the chart above owing to small numbers in the relevant groupings.

**4. A. 10. Ranking of first degree institution, first degree classification and BPTC overall grade of full-time and part-time BPTC graduates commencing first six pupillage: UK/EU domiciled students – 2013-2017 aggregated**

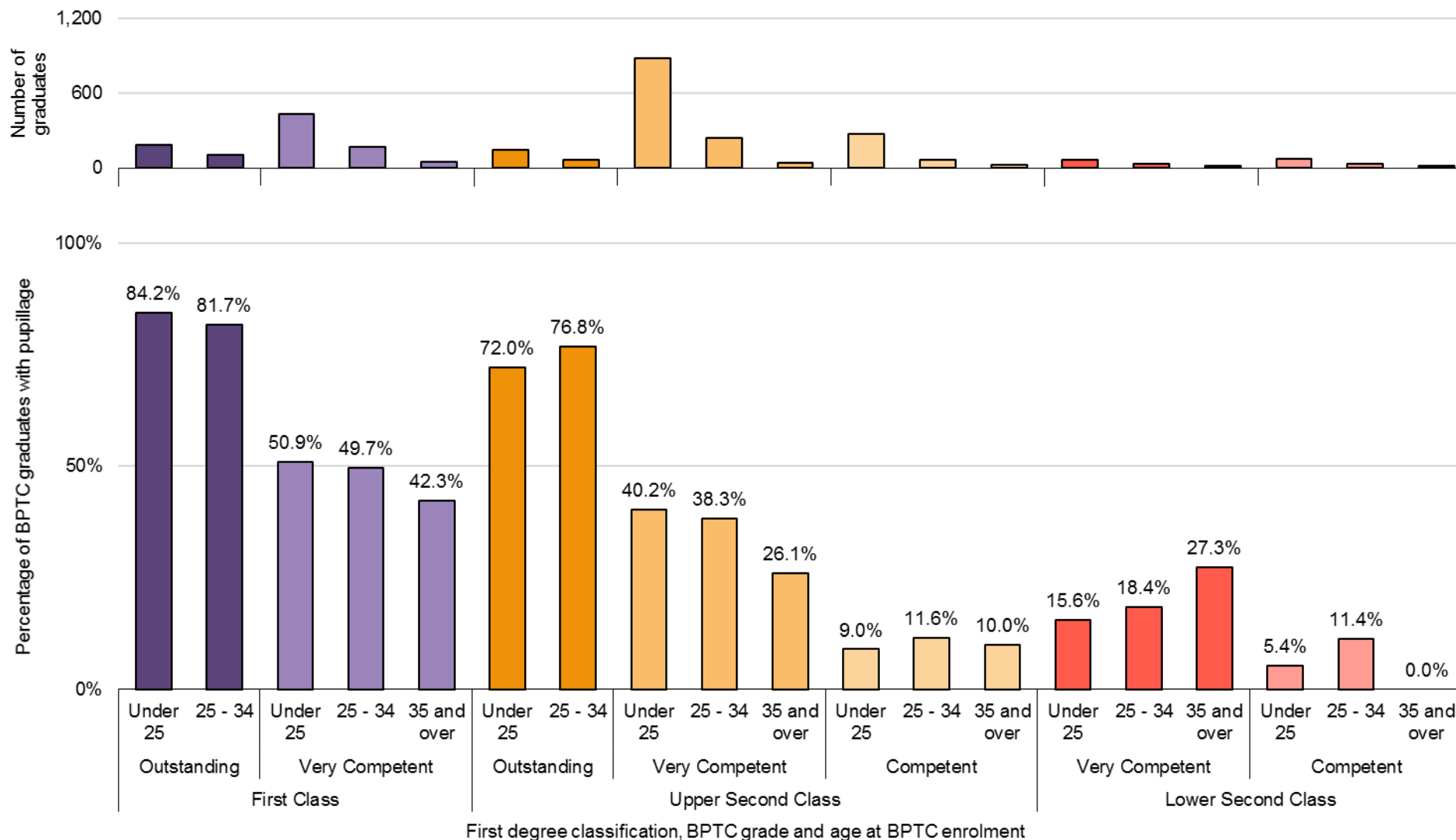


First degree classification, BPTC grade and ranking of first degree institution

Notes

1. Some first degree classification/BPTC overall grade groupings have not been included in the chart above owing to small numbers in the relevant groupings.
2. The top fifty universities for each year have been taken from The Times and Sunday Times Good University Guide (for each academic year).

**4. A. 11. Age at enrolment, first degree classification and BPTC overall grade of full-time and part-time BPTC graduates commencing first six pupillage: UK/EU domiciled students – 2013-2017 aggregated**

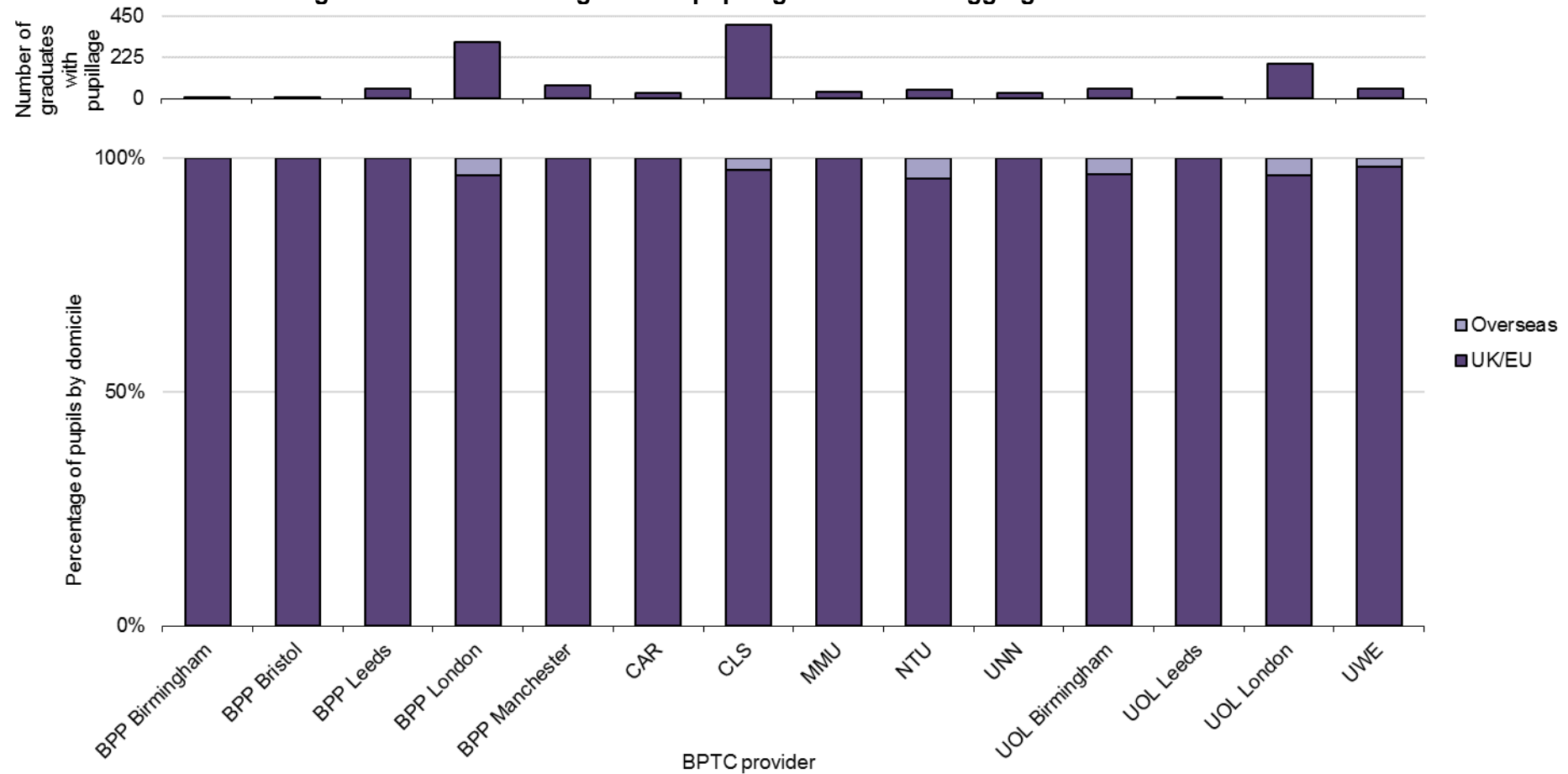


- Notes
1. Some first degree classification/BPTC overall grade groupings have not been included in the chart above owing to small numbers in the relevant groupings.
  2. The age at enrolment is taken as of 1 October in the year of enrolling on the BPTC.



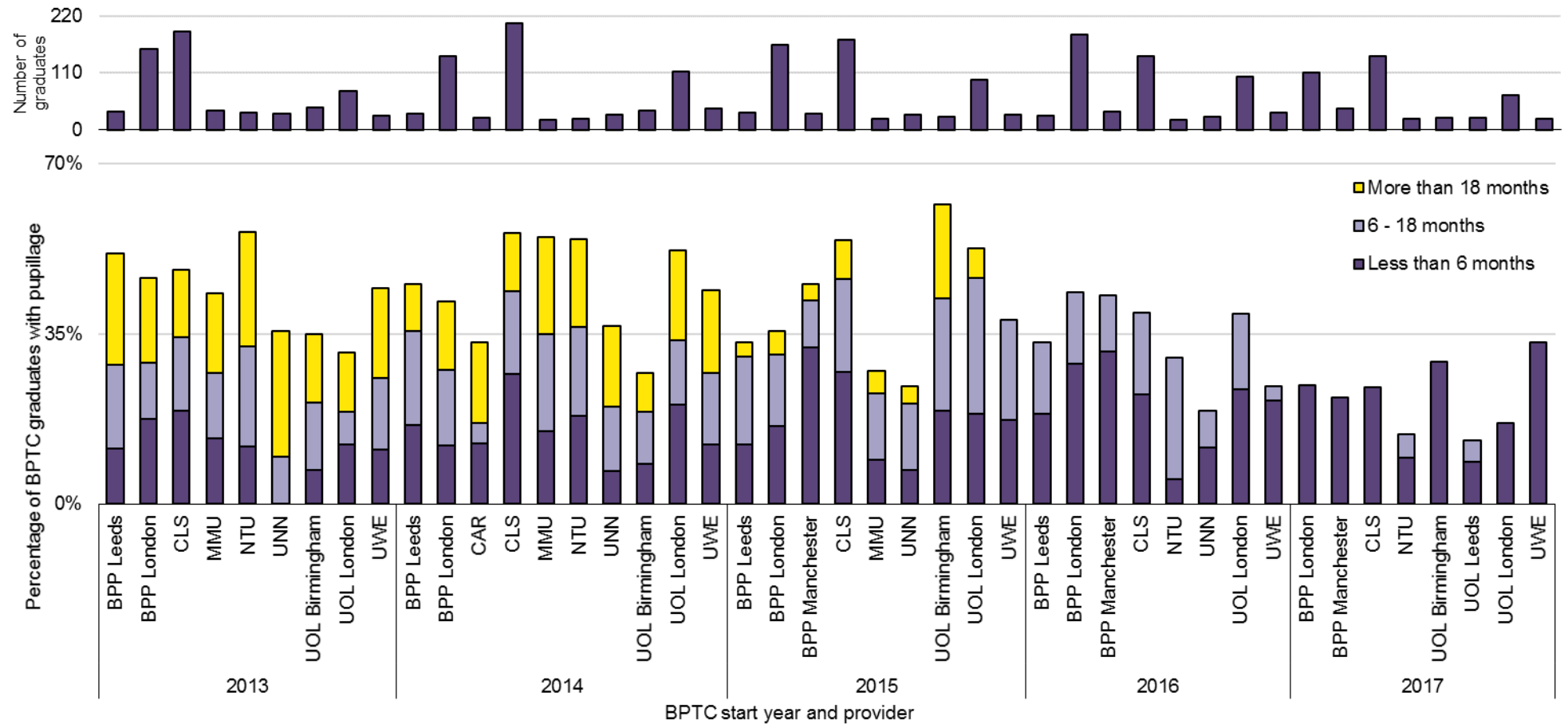
## 4. B. BPTC graduate progression of full-time and part-time BPTC students, by provider

### 4. B. 1. Domicile of BPTC graduates commencing first six pupillage – 2013-2017 aggregated



- Notes
1. The chart above shows the number and percentage of students who successfully completed the BPTC during the report period and who commenced first six pupillage between 1 October 2013 and 31 March 2019 following graduation.
  2. Many students are domiciled outside the United Kingdom and do not intend to practise in England and Wales upon completion of the BPTC.

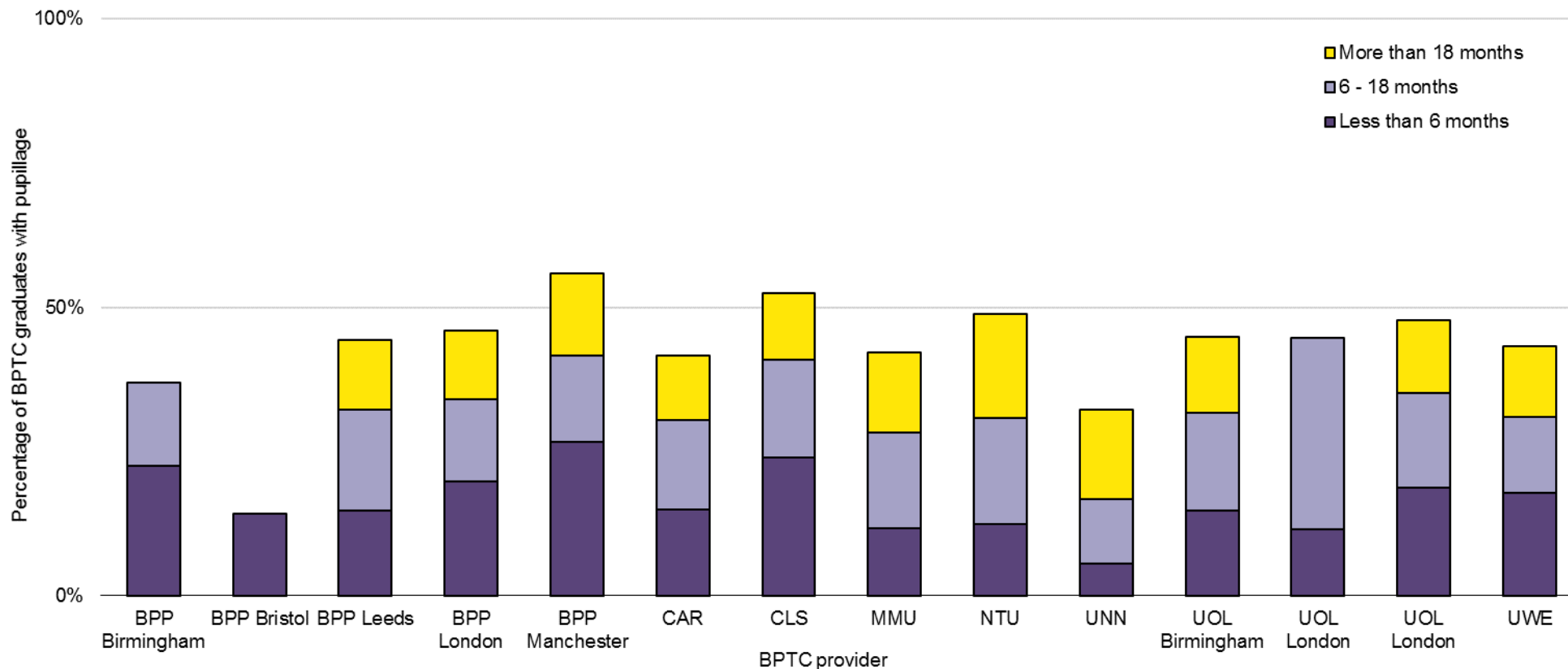
#### 4. B. 2. Pupillage rate of BPTC graduates, by provider: UK/EU domiciled students



Notes

1. The chart above shows the percentage of students who successfully completed the BPTC during the report period and who commenced first six pupillage between 1 October 2013 and 31 March 2019 following graduation. They are categorised by the length of time passed following completion of the BPTC and commencement of first six pupillage.
2. The “Less than 6 months” category is an aggregation of all cohorts (2013-2017). “6 -18 months” refers to students commencing the BPTC 2013-2016 only, and “More than 18 months” refers to students commencing the BPTC in 2013-2015 only. Application for pupillage can be made before commencing the BPTC.
3. In the absence of data on the date of award for completion of the BPTC, if a student passed the BPTC at first attempt, the length of time between completion of the BPTC and the commencement of pupillage was calculated from 31 July in the year of graduation. The period was calculated for other students from 31 October in the year of graduation.
4. Data for students at several providers are not represented in the above owing to a small number of graduates by year (<20).

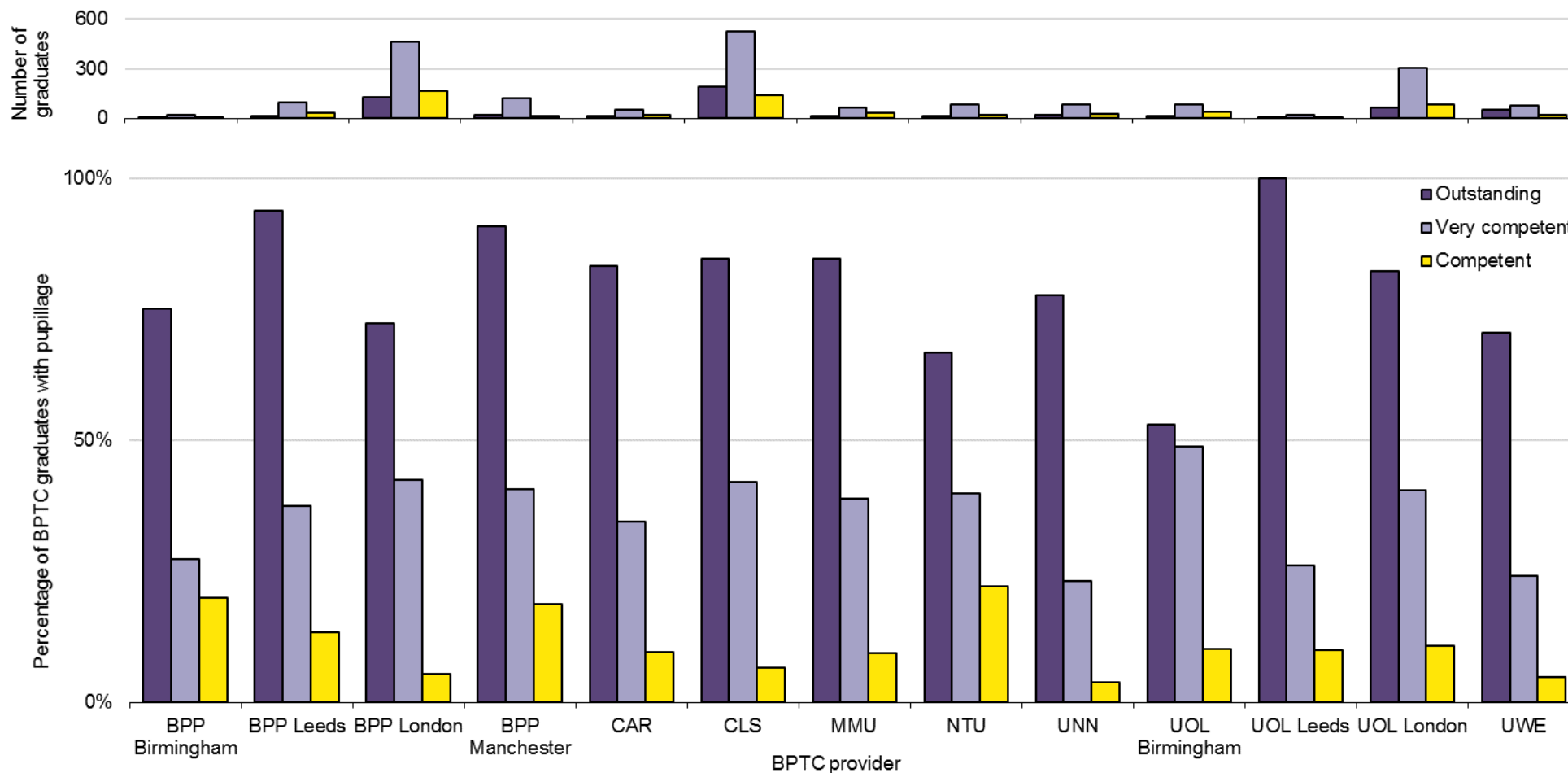
### 4. B. 3. BPTC graduates commencing pupillage within 6 months, 6 - 18 months, and over 18 months following completion of the BPTC: UK/EU domiciled graduates



Notes

1. The chart above highlights the percentage of students who successfully completed the BPTC during the report period and who commenced first six pupillage between 1 October 2013 and 31 March 2019 following graduation. They are categorised by the length of time passed following completion of the BPTC and commencement of first six pupillage.
2. Application for pupillage can be made before commencing the BPTC.
3. In the absence of data on the date of award for completion of the BPTC, if a student passed the BPTC at first attempt, the length of time between completion of the BPTC and the commencement of pupillage was calculated from 31 July in the year of graduation. The period was calculated for other students from 31 October in the year of graduation.

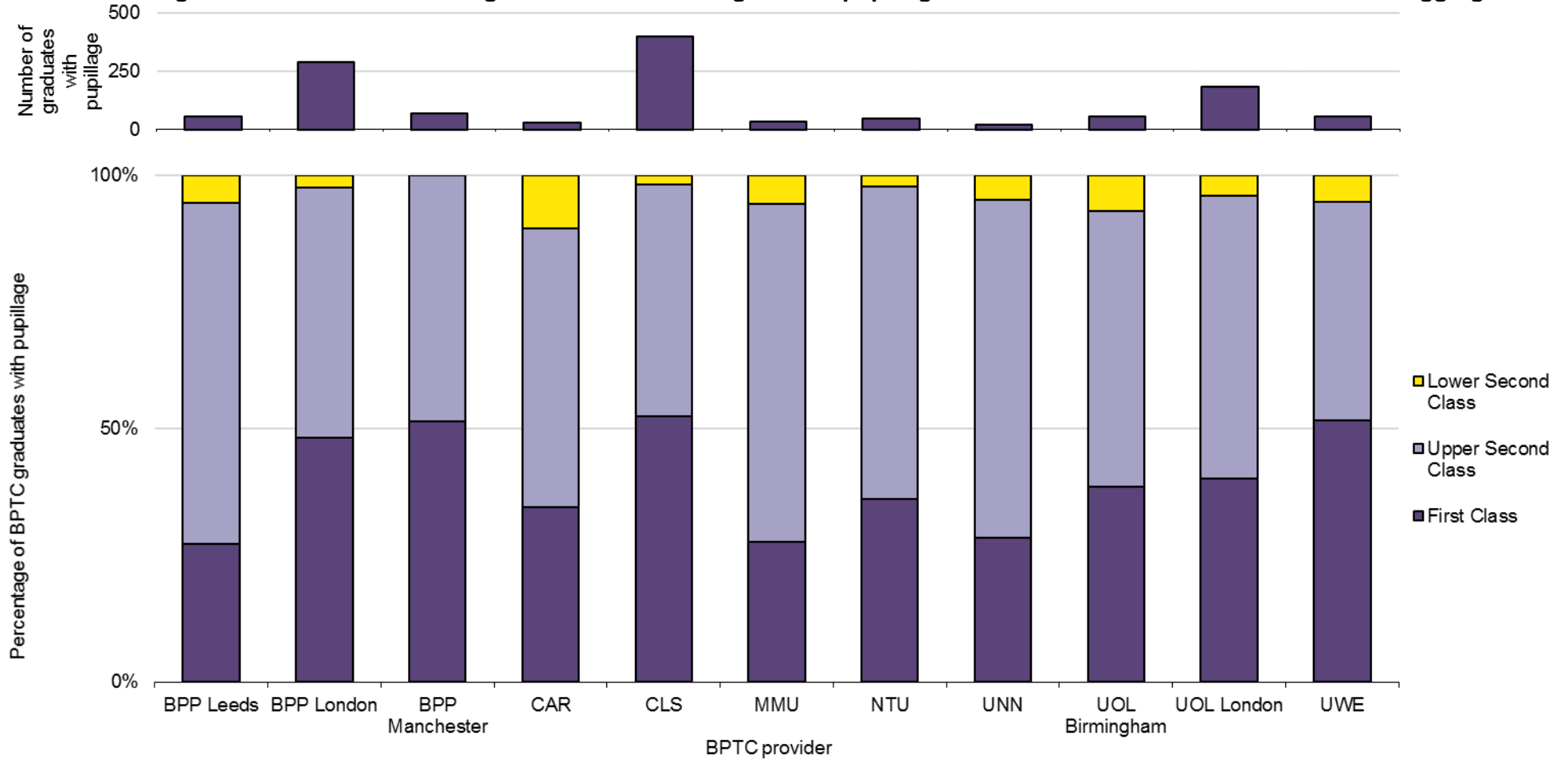
**4. B. 4. Percentage of graduates with each BPTC grade commencing first six pupillage, by provider: UK/EU domiciled students – 2013-2017 aggregated**



**Note**

- The chart above shows the number of and percentage of students who successfully completed the BPTC during the report period and who commenced first six pupillage between 1 October 2013 and 31 March 2019 following graduation.

**4. B. 5. First degree classification of BPTC graduates commencing first six pupillage: students from all domiciles – 2013-2017 aggregated**



- Notes
1. The chart above shows the number and percentage of students who successfully completed the BPTC during the report period and who commenced first six pupillage between 1 October 2013 and 31 March 2019 following graduation.
  2. Data for BPP B’ham, BPP Bristol and UOL Leeds have not been included in the above due to small cohorts (<20).

**Bar Standards Board**  
**289 – 293 High Holborn**  
**LONDON**