

BAR  
STANDARDS  
BOARD

REGULATING BARRISTERS

# **BPTC Key Statistics 2019**

## **Part 2: Key statistics by provider (full-time BPTC students)**

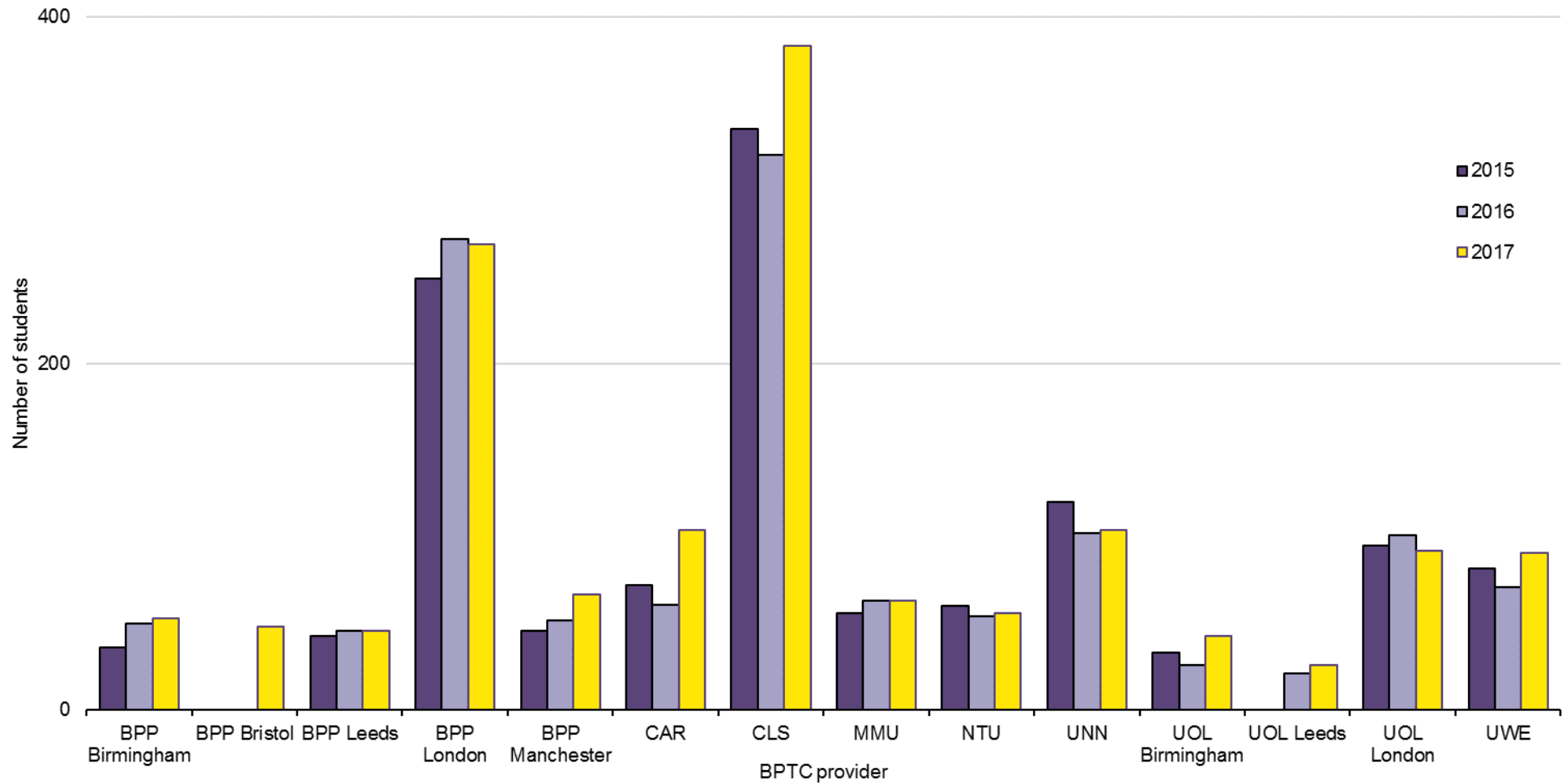
## Contents

<b>2. A. BPTC results and outcomes of full-time students .....</b>	<b>3</b>
2. A. 1. BPTC enrolments: students from all domiciles .....	3
2. A. 2. 1. BPTC results obtained by full-time students: students from all domiciles .....	4
2. A. 2. 2. BPTC results obtained by full-time students (grades of BPTC graduates only): students from all domiciles .....	5
2. A. 3. Percentage of enrolled full-time students who have completed the BPTC as of summer 2017: students from all domiciles.....	6
2. A. 4. Number and percentage of full-time students who passed all BPTC assessments at first attempt, or took two or more attempts in at least one assessment: students from all domiciles .....	7
2. A. 5. 1. Grades obtained by, and outcomes for, full-time BPTC students, by first degree classification: students from all domiciles – 2015-2017 aggregated.....	8
2. A. 5. 2. Grades obtained by full-time BPTC graduates, by first degree classification: students from all domiciles – 2015-2017 aggregated .....	9
2. A. 5. 3. Grades obtained by, and outcomes for, full-time BPTC students, by first degree classification: UK/EU domiciled students – 2015-2017 aggregated .....	10
2. A. 5. 4. Grades obtained by full-time BPTC graduates, by first degree classification: UK/EU domiciled students – 2015-2017 aggregated.....	11
2. A. 5. 5. Grades obtained by, and outcomes for, full-time BPTC students, by first degree classification: Overseas domiciled students – 2015-2017 aggregated.....	12
2. A. 5. 6. Grades obtained by full-time BPTC graduates, by first degree classification: Overseas domiciled students – 2015-2017 aggregated .....	13
2. A. 6. Grades obtained by, and outcomes for, full-time BPTC students, by domicile: those with an upper second-class first-degree classification only – 2015-2017 aggregated .....	14
2. A. 7. 1. Grades obtained by, and outcomes for, full-time BPTC students, by ethnicity: students from all domiciles – 2015-2017 aggregated .....	15
2. A. 7. 2. Grades obtained by, and outcomes for, full-time BPTC students, by ethnicity: UK/EU domiciled students - 2015-2017 aggregated .....	16
2. A. 7. 3. Grades obtained by, and outcomes for, full-time BPTC students, by ethnicity: overseas domiciled students - 2015-2017 aggregated.....	17
2. A. 8. 1. Grades obtained by, and outcomes for, full-time BPTC students, by gender: students from all domiciles - 2015-2017 aggregated.....	18
2. A. 8. 2. Grades obtained by, and outcomes for, full-time BPTC students, by gender: UK/EU domiciled students - 2015-2017 aggregated .....	19
2. A. 8. 3. Grades obtained by, and outcomes for, full-time BPTC students, by gender: overseas domiciled students - 2015-2017 aggregated.....	20
2. A. 9. 1. Grades obtained by, and outcomes for, full-time BPTC students, by disability: students from all domiciles - 2015-2017 aggregated .....	21
2. A. 9. 2. Grades obtained by, and outcomes for, full-time BPTC students, by disability: UK/EU domiciled students – 2015-2017 aggregated .....	22
<b>2. B. Profile of full-time BPTC students.....</b>	<b>23</b>
2. B. 1. Age of full-time students (as at 1 October in the year of enrolling on a BPTC): students from all domiciles .....	23
2. B. 2. Domicile of full-time BPTC students .....	24
2. B. 3. First degree classification of BPTC full-time students: students from all domiciles.....	25
2. B. 4. First degree classification of full-time BPTC students, by domicile: 2015-2017 aggregated .....	26
2. B. 5. Ranking of university at which full-time BPTC students studied for first degree: students from all domiciles .....	27
2. B. 6. Full-time BPTC students who completed a law degree or Graduate Diploma in Law (GDL): students from all domiciles .....	28
2. B. 7. 1. Ethnicity of full-time BPTC students: students from all domiciles – 2015-2017 aggregated .....	29
2. B. 7. 2. Ethnicity of full-time BPTC students: UK/EU domiciled students – 2015-2017 aggregated.....	30
2. B. 7. 3. Ethnicity of full-time BPTC students: overseas domiciled students only – 2015-2017 aggregated .....	31
2. B. 8. Gender of full-time BPTC students: students from all domiciles – 2015-2017 aggregated.....	32
2. B. 9. Declared disability of full-time BPTC students: students from all domiciles - 2015-2017 aggregated .....	33

## 2. A. BPTC results and outcomes of full-time students

2. A. sets out an overview of the results and outcomes obtained by full-time students enrolled on the BPTC.

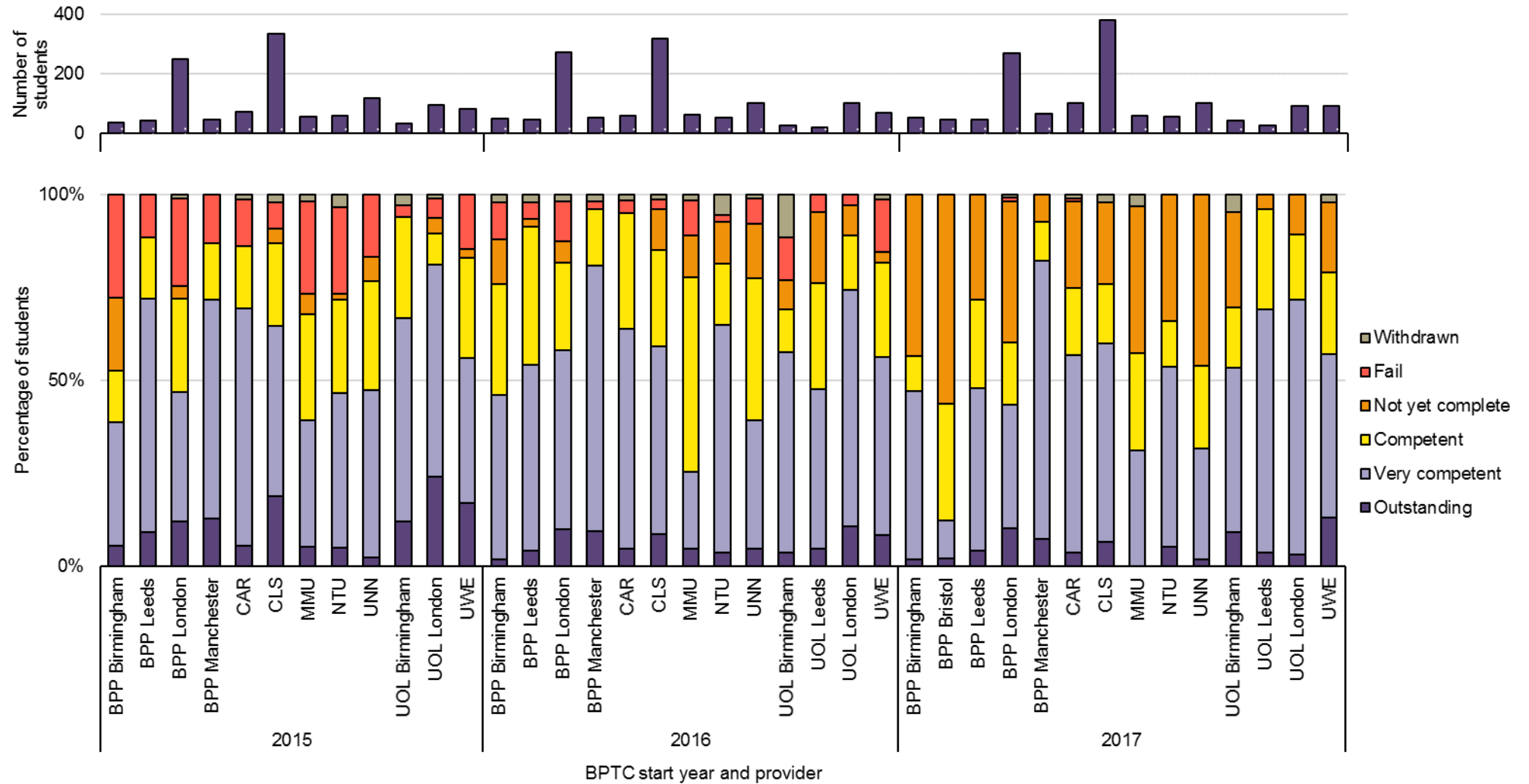
### 2. A. 1. BPTC enrolments: students from all domiciles



#### Notes

1. The number of enrolments are those reported and validated by providers in the collection of key statistics.

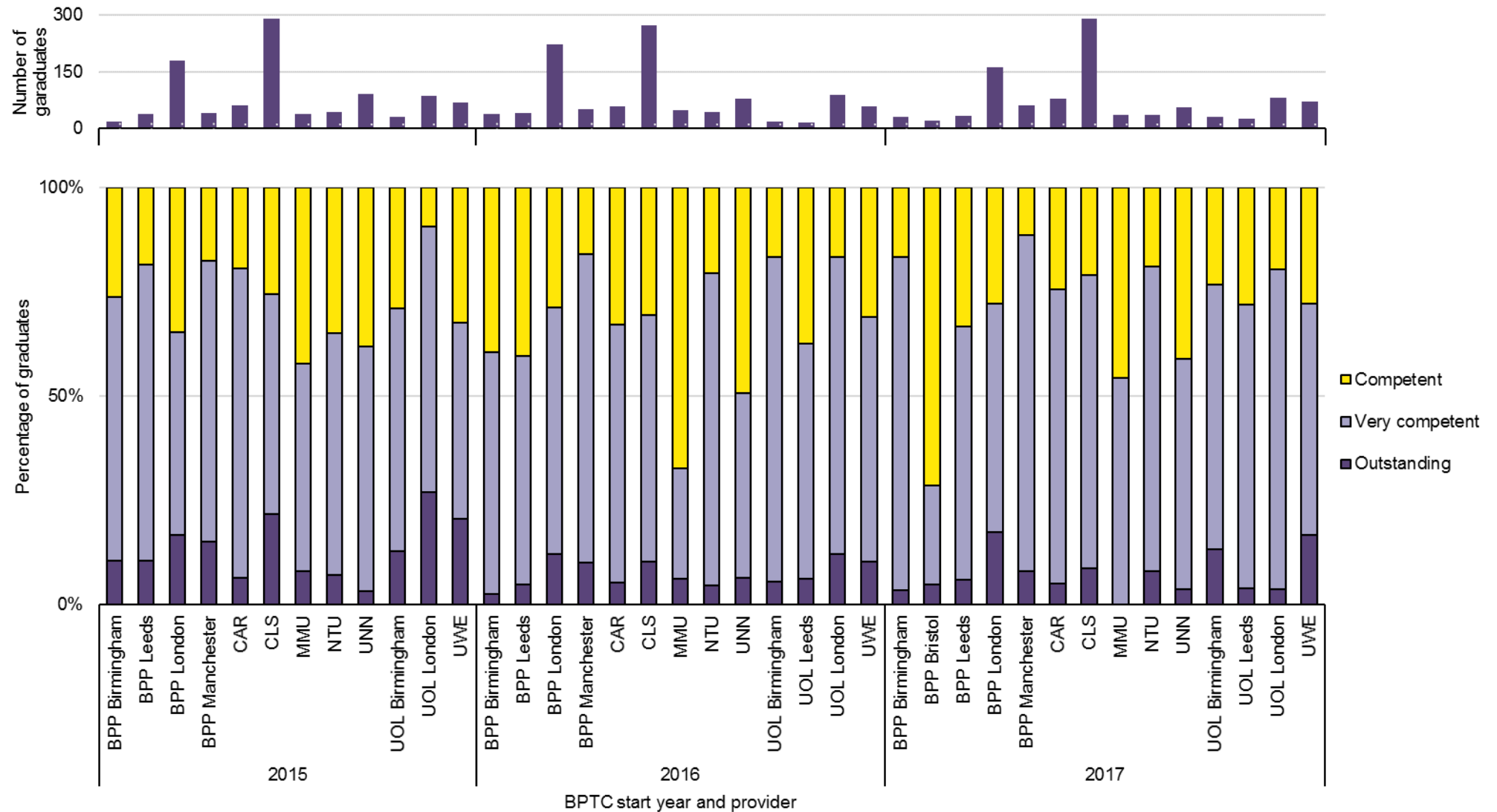
2. A. 2. 1. BPTC results obtained by full-time students: students from all domiciles



Notes

1. Up until 2016/17, a student who failed an assessment was usually permitted one further opportunity to re-take the failed assessment). From 2016/17 this was changed to two further opportunities. As of when this data was collected, students who enrolled in 2016/17 who undertook a re-sit and did not pass would be yet to undertake their second re-sit, meaning these students could not have yet failed the course.
2. The above does not include data on individuals where data on outcomes and/or one or more characteristics have not been provided.

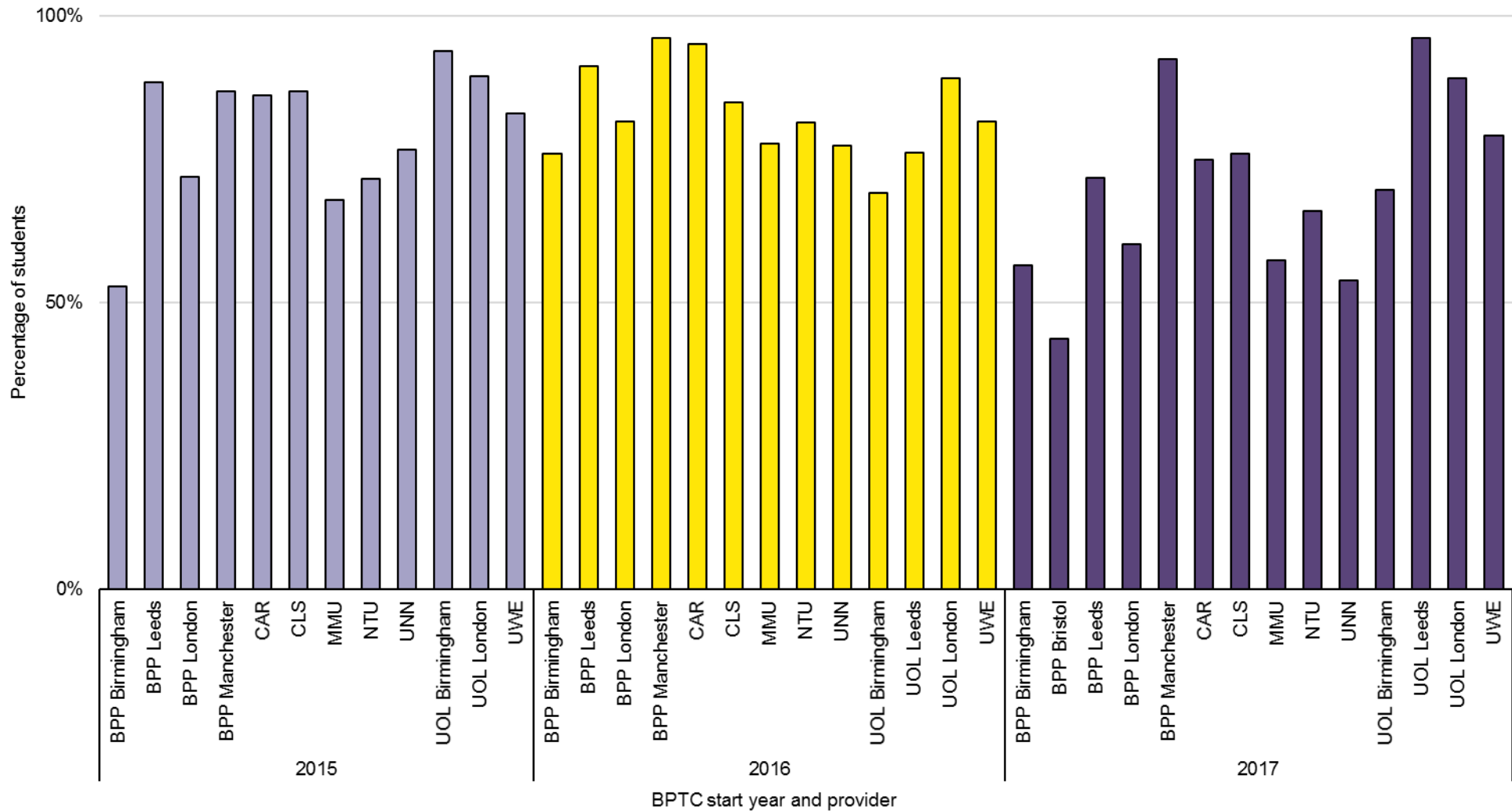
**2. A. 2. 2. BPTC results obtained by full-time students (grades of BPTC graduates only): students from all domiciles**



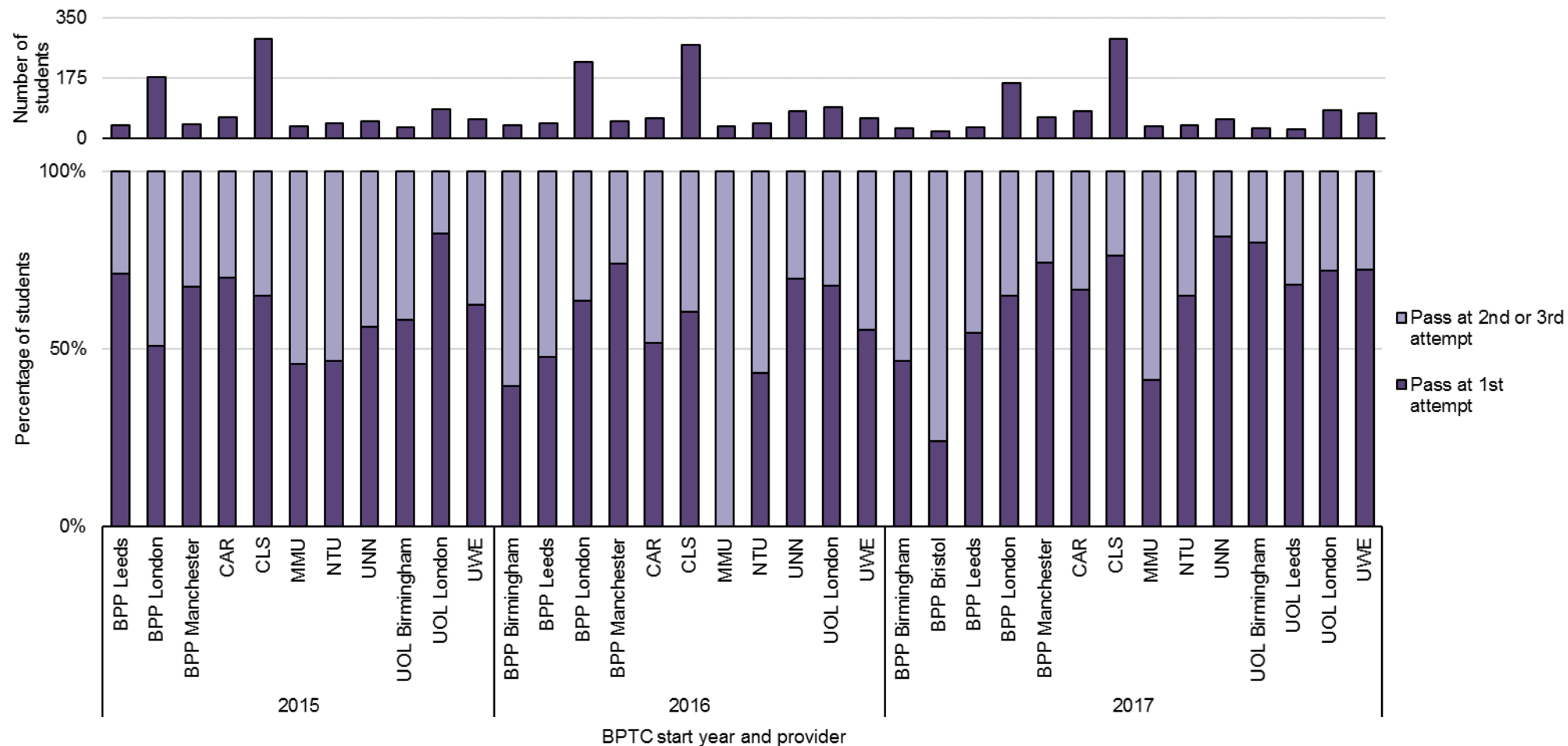
Note

1. The above does not include data on individuals where data on outcomes and/or one or more characteristics have not been provided.

**2. A. 3. Percentage of enrolled full-time students who have completed the BPTC as of summer 2017: students from all domiciles**



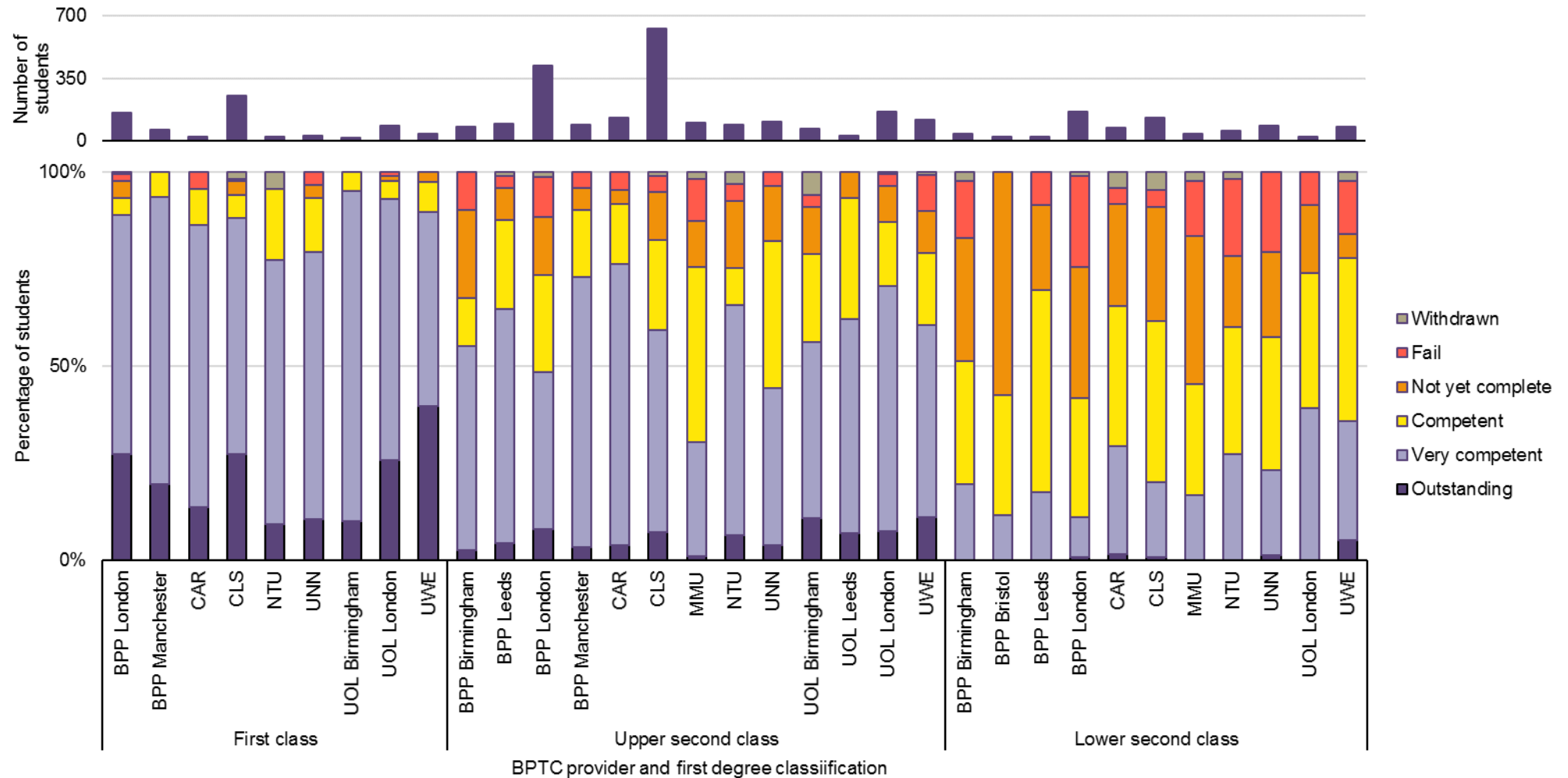
**2. A. 4. Number and percentage of full-time students who passed all BPTC assessments at first attempt, or took two or more attempts in at least one assessment: students from all domiciles**



**Notes**

1. Previously, a student who failed an assessment was usually permitted one further opportunity to re-take the failed assessment. From 2016/17 this was changed to two further opportunities. Information on failure and re-assessment is contained in the BPTC Handbook.
2. If a student takes more than one attempt to pass all BPTC assessments they will not be able to achieve an “Outstanding” grade.
3. The results of several providers are not represented in the above owing to a small number of students (<20).
4. The above does not include data on individuals where data on outcomes and/or one or more characteristics have not been provided.

**2. A. 5. 1. Grades obtained by, and outcomes for, full-time BPTC students, by first degree classification: students from all domiciles – 2015-2017 aggregated**

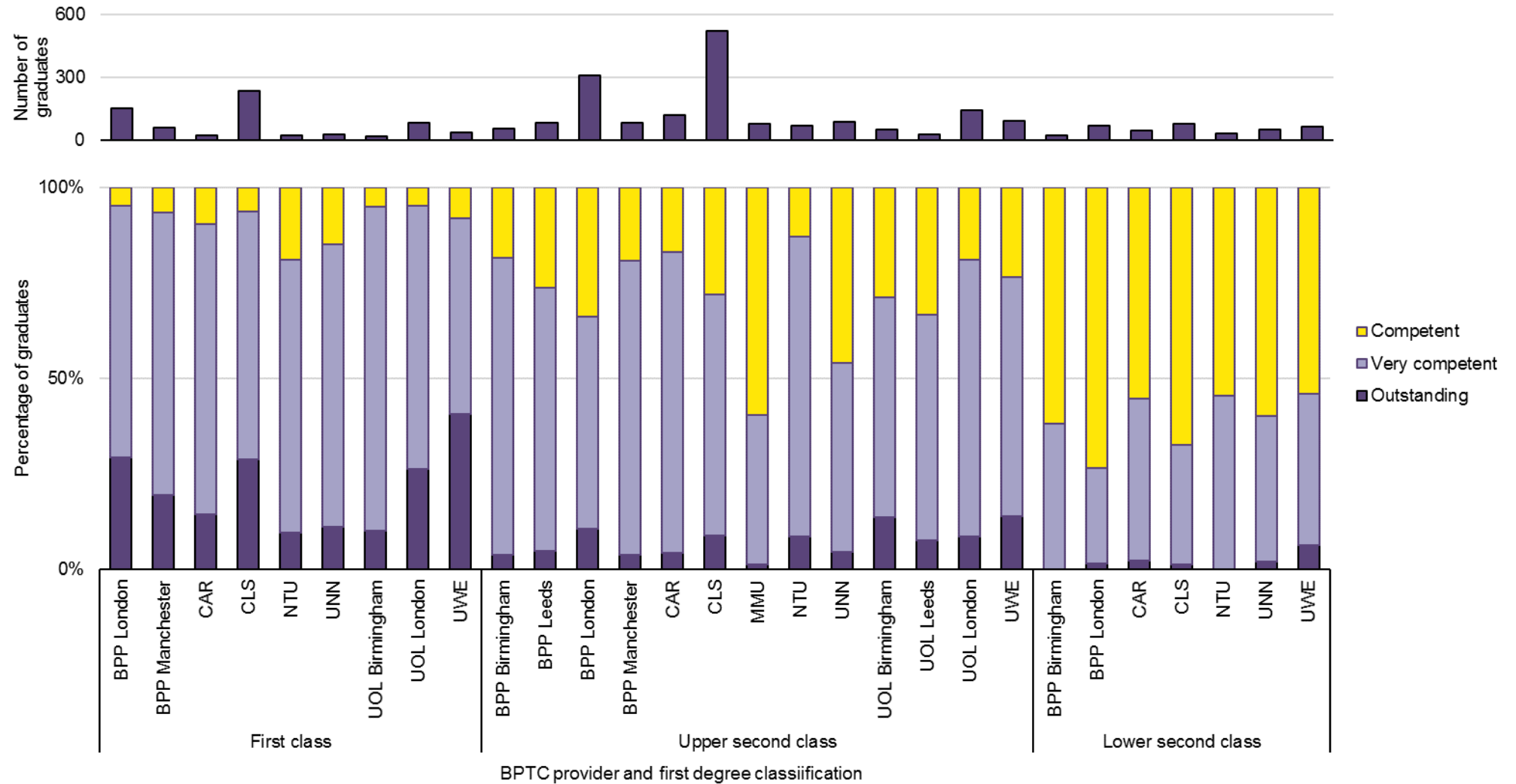


**Notes**

1. The minimum entry requirement for admission to the BPTC is a lower second class degree; in exceptional circumstances, students may be admitted to the BPTC with a different academic qualification. This is conditional on the granting of a waiver by the Bar Standards Board. Such students are not included in these charts.
2. The results of several providers are not represented in the above owing to a small number of students (<20).
3. The above does not include data on individuals where data on outcomes and/or one or more characteristics have not been provided.



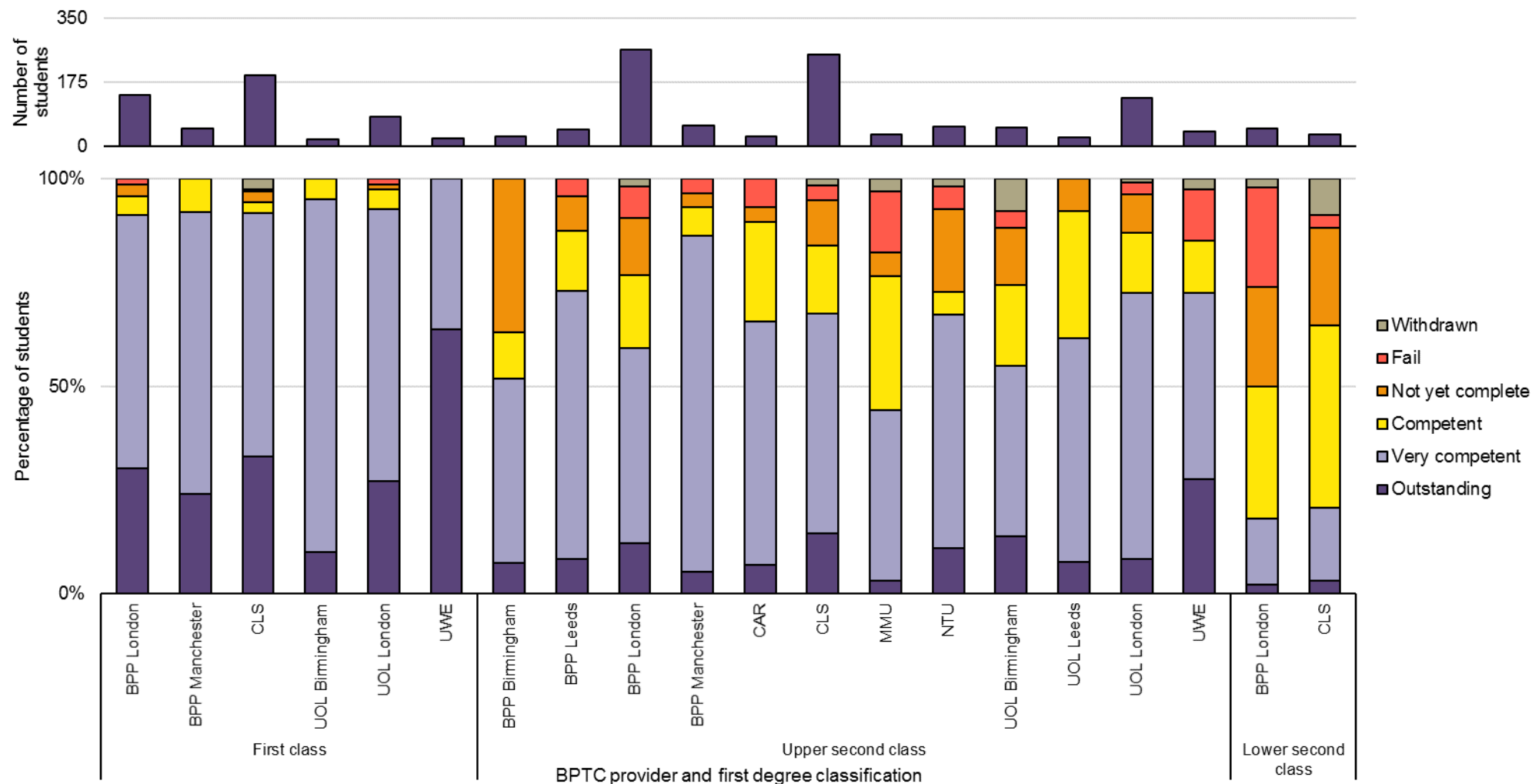
**2. A. 5. 2. Grades obtained by full-time BPTC graduates, by first degree classification: students from all domiciles – 2015-2017 aggregated**



**Notes**

1. The minimum entry requirement for admission to the BPTC is a lower second class degree; in exceptional circumstances, students may be admitted to the BPTC with a different academic qualification. This is conditional on the granting of a waiver by the Bar Standards Board. Such students are not included in these charts.
2. The results of several providers are not represented in the above owing to a small number of students (<20).
3. The above does not include data on individuals where data on outcomes and/or one or more characteristics have not been provided.

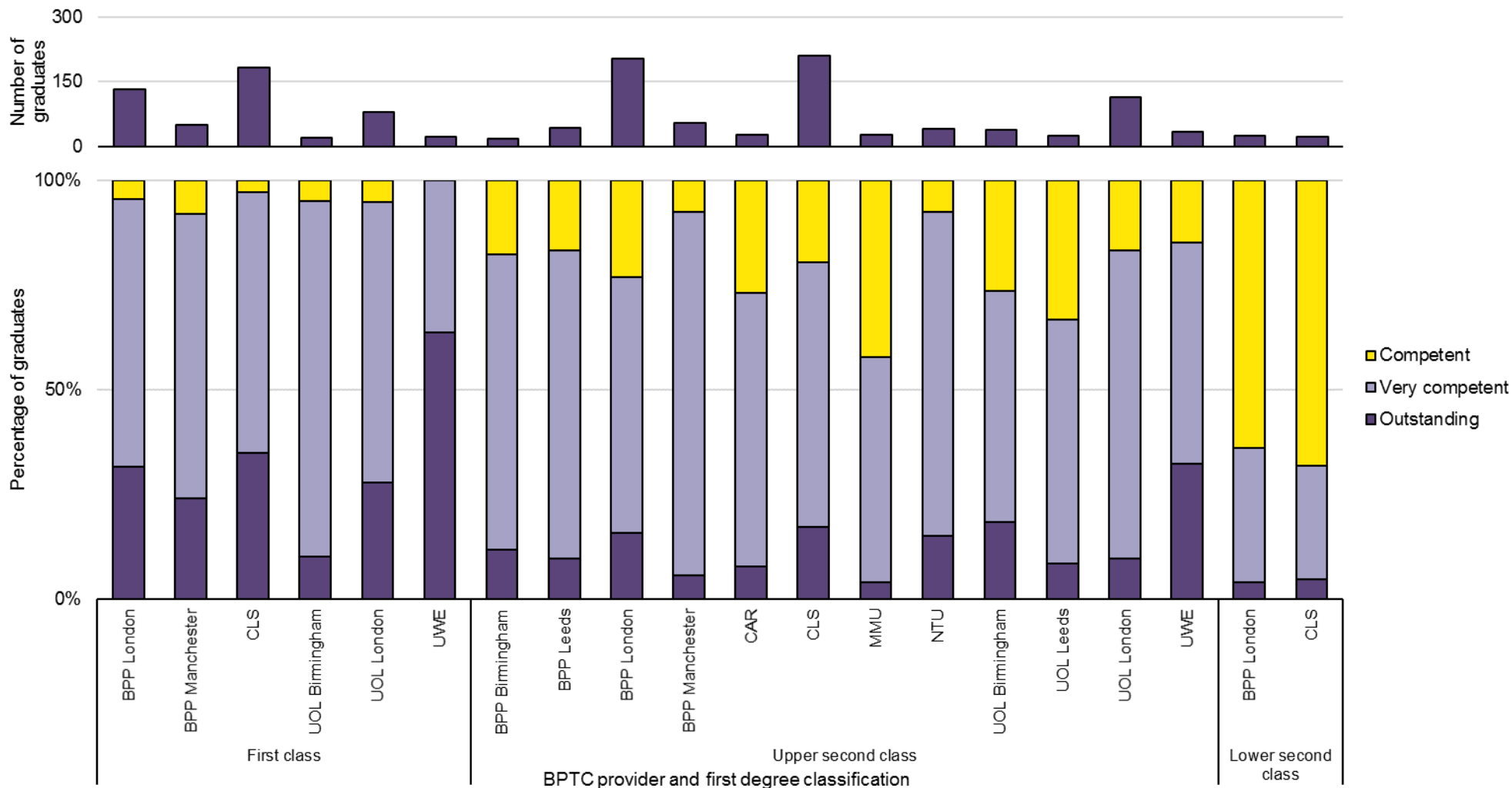
**2. A. 5. 3. Grades obtained by, and outcomes for, full-time BPTC students, by first degree classification: UK/EU domiciled students – 2015-2017 aggregated**



Notes

1. The minimum entry requirement for admission to the BPTC is a lower second class degree; in exceptional circumstances, students may be admitted to the BPTC with a different academic qualification. This is conditional on the granting of a waiver by the Bar Standards Board. Such students are not included in these charts.
2. The results of several providers are not represented in the above owing to a small number of students (<20).
3. The above does not include data on individuals where data on outcomes and/or one or more characteristics have not been provided.

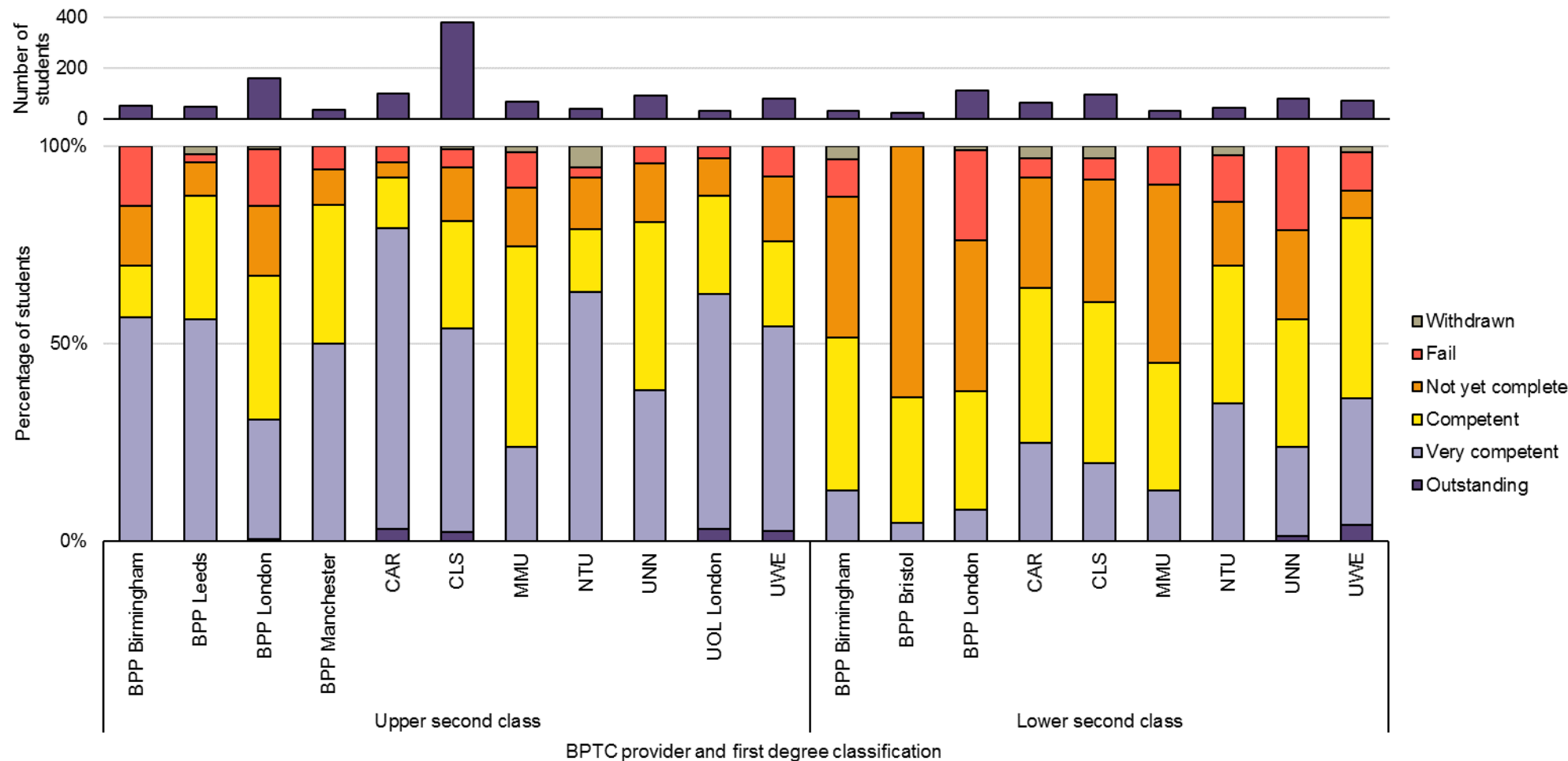
**2. A. 5. 4. Grades obtained by full-time BPTC graduates, by first degree classification: UK/EU domiciled students – 2015-2017 aggregated**



Notes

1. The minimum entry requirement for admission to the BPTC is a lower second class degree; in exceptional circumstances, students may be admitted to the BPTC with a different academic qualification. This is conditional on the granting of a waiver by the Bar Standards Board. Such students are not included in these charts.
2. The results of several providers are not represented in the above owing to a small number of students (<20).
3. The above does not include data on individuals where data on outcomes and/or one or more characteristics have not been provided.

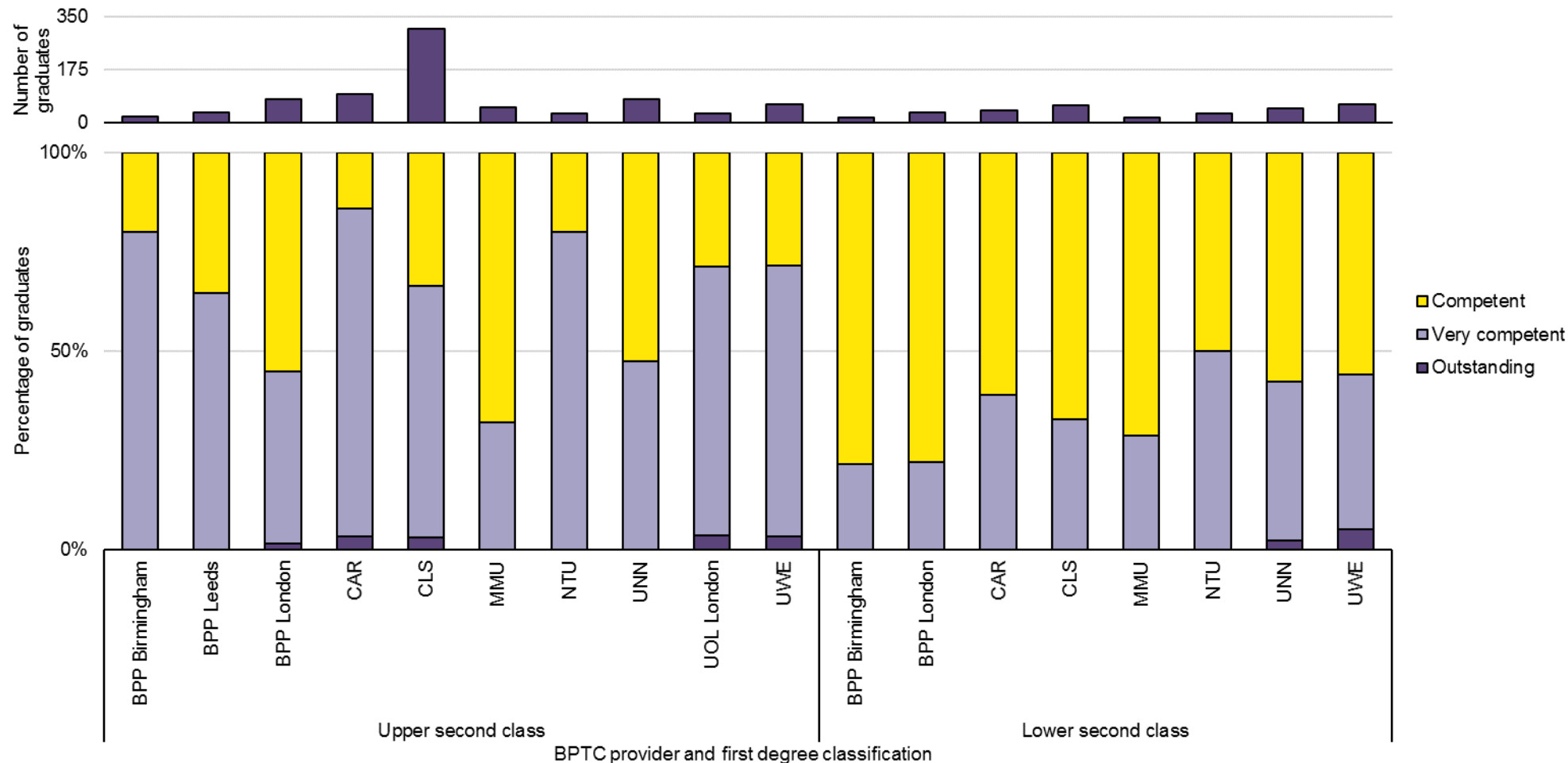
**2. A. 5. 5. Grades obtained by, and outcomes for, full-time BPTC students, by first degree classification: Overseas domiciled students – 2015-2017 aggregated**



**Notes**

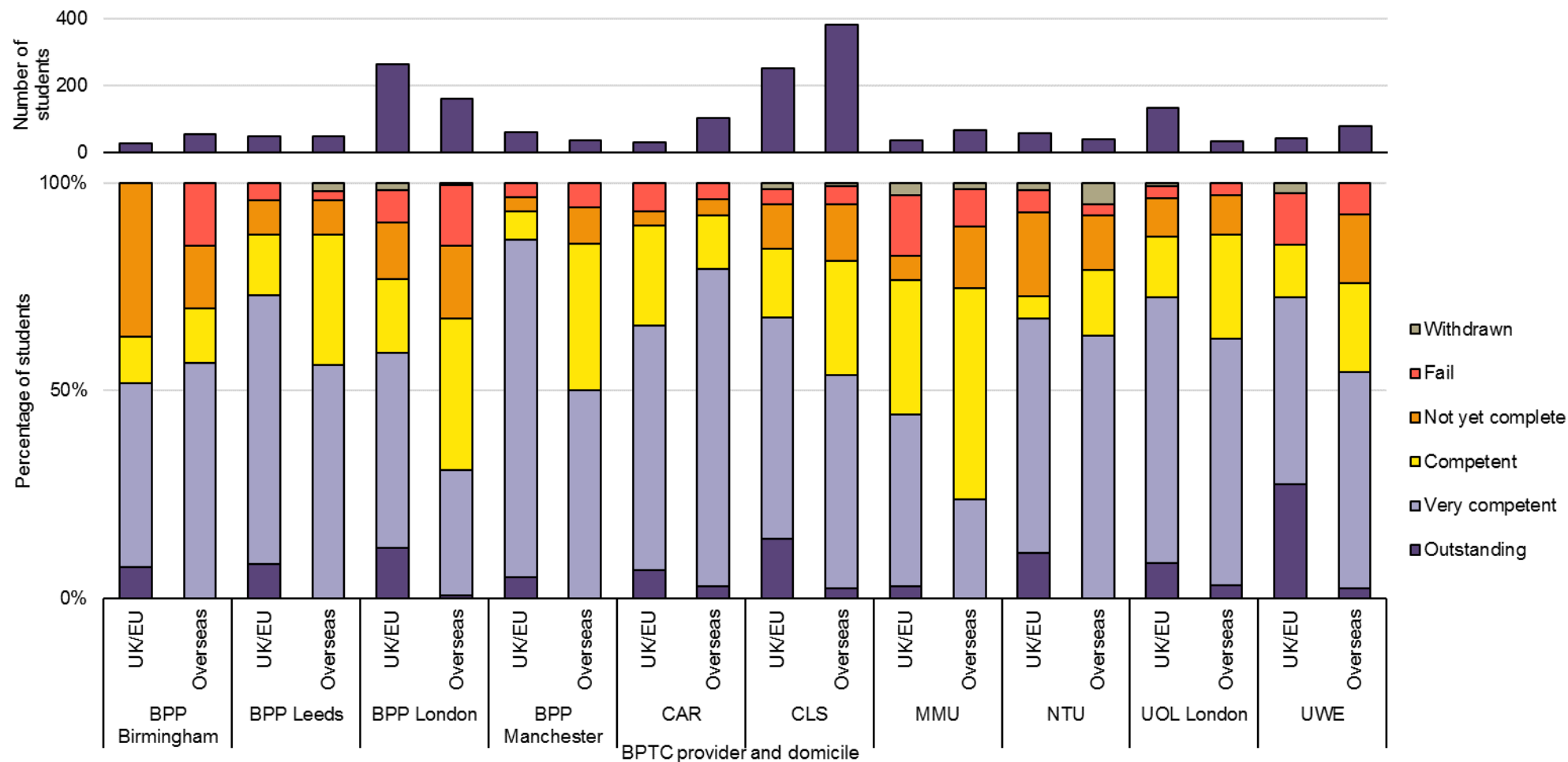
1. The minimum entry requirement for admission to the BPTC is a lower second class degree; in exceptional circumstances, students may be admitted to the BPTC with a different academic qualification. This is conditional on the granting of a waiver by the Bar Standards Board. Such students are not included in these charts.
2. Those with a first class degree have been omitted from the above chart owing to small numbers of overseas students with this first degree classification on the BPTC.
3. The results of several providers are not represented in the above owing to a small number of students (< 20).
4. The above does not include data on individuals where data on outcomes and/or one or more characteristics have not been provided.

**2. A. 5. 6. Grades obtained by full-time BPTC graduates, by first degree classification: Overseas domiciled students – 2015-2017 aggregated**



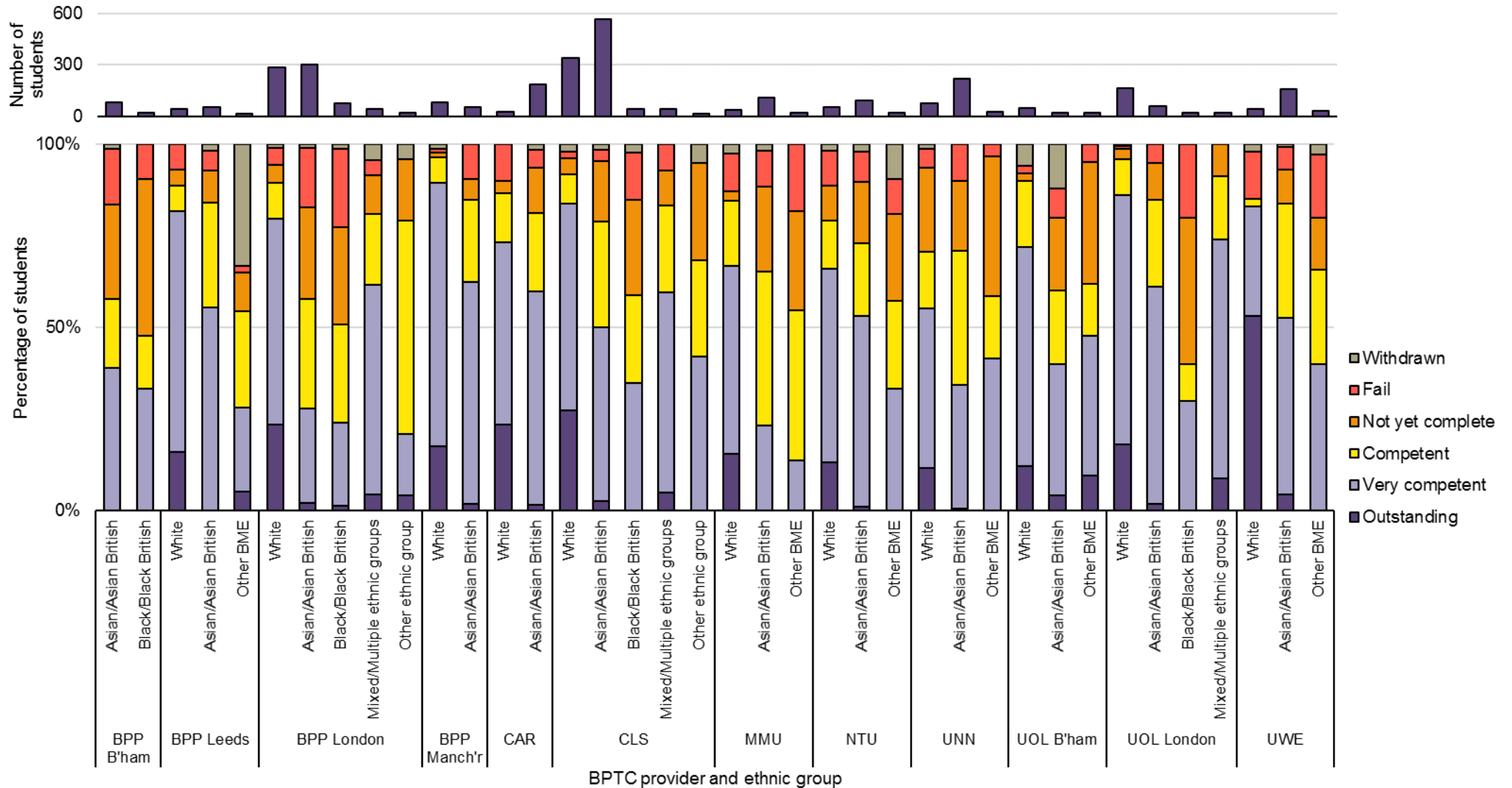
- Notes
1. The minimum entry requirement for admission to the BPTC is a lower second class degree; in exceptional circumstances, students may be admitted to the BPTC with a different academic qualification. This is conditional on the granting of a waiver by the Bar Standards Board. Such students are not included in these charts.
  2. Those with a first-class undergraduate degree have been omitted from the above chart owing to small numbers of overseas students with this first degree classification on the BPTC.
  3. The results of several providers are not represented in the above owing to a small number of students (<20).
  4. The above does not include data on individuals where data on outcomes and/or one or more characteristics have not been provided.

**2. A. 6. Grades obtained by, and outcomes for, full-time BPTC students, by domicile: those with an upper second-class first-degree classification only – 2015-2017 aggregated**



- Notes
1. This chart shows domicile i.e. the student's place of permanent residence prior to starting the course. The domicile codes used in the aggregation of the data are taken from the Higher Education Statistics Agency (HESA).
  2. The results of several providers are not represented in the above owing to a small number of students (<20).
  3. Chart 2.A.6.2 has not been included this year owing to there only being three providers with 20 or more UK/EU students with a lower second class degree.
  4. The above does not include data on individuals where data on outcomes and/or one or more characteristics have not been provided.

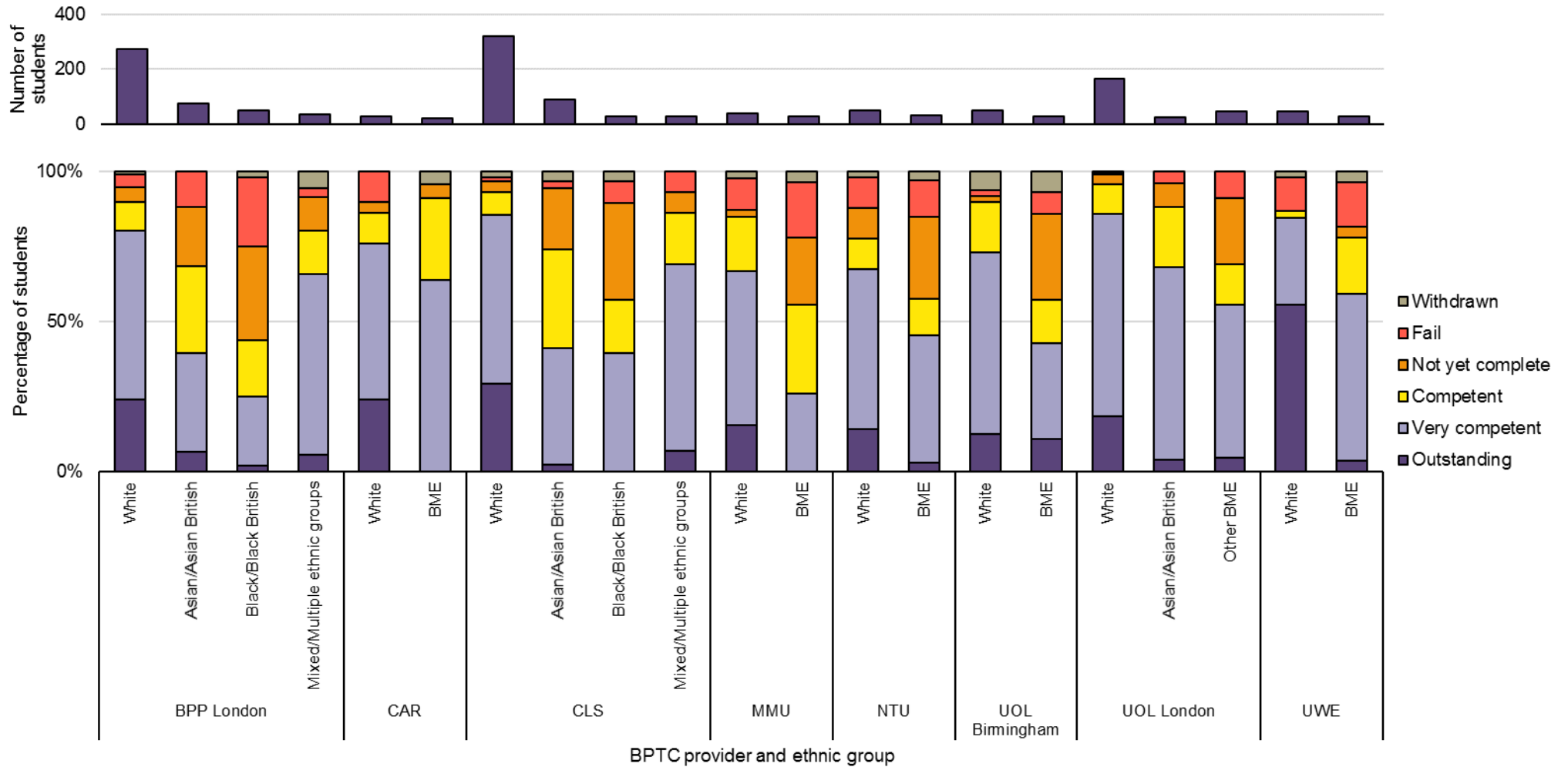
2. A. 7. 1. Grades obtained by, and outcomes for, full-time BPTC students, by ethnicity: students from all domiciles – 2015-2017 aggregated



Notes

1. Students are not required to declare their ethnicity.
2. Data are grouped in cases where the number of students in the relevant ethnic groups are too small to provide meaningful statistics.
3. The results of several providers are not represented in the above owing to a small number of students (<20).
4. The above does not include data on individuals where data on outcomes and/or one or more characteristics have not been provided.

**2. A. 7. 2. Grades obtained by, and outcomes for, full-time BPTC students, by ethnicity: UK/EU domiciled students - 2015-2017 aggregated**

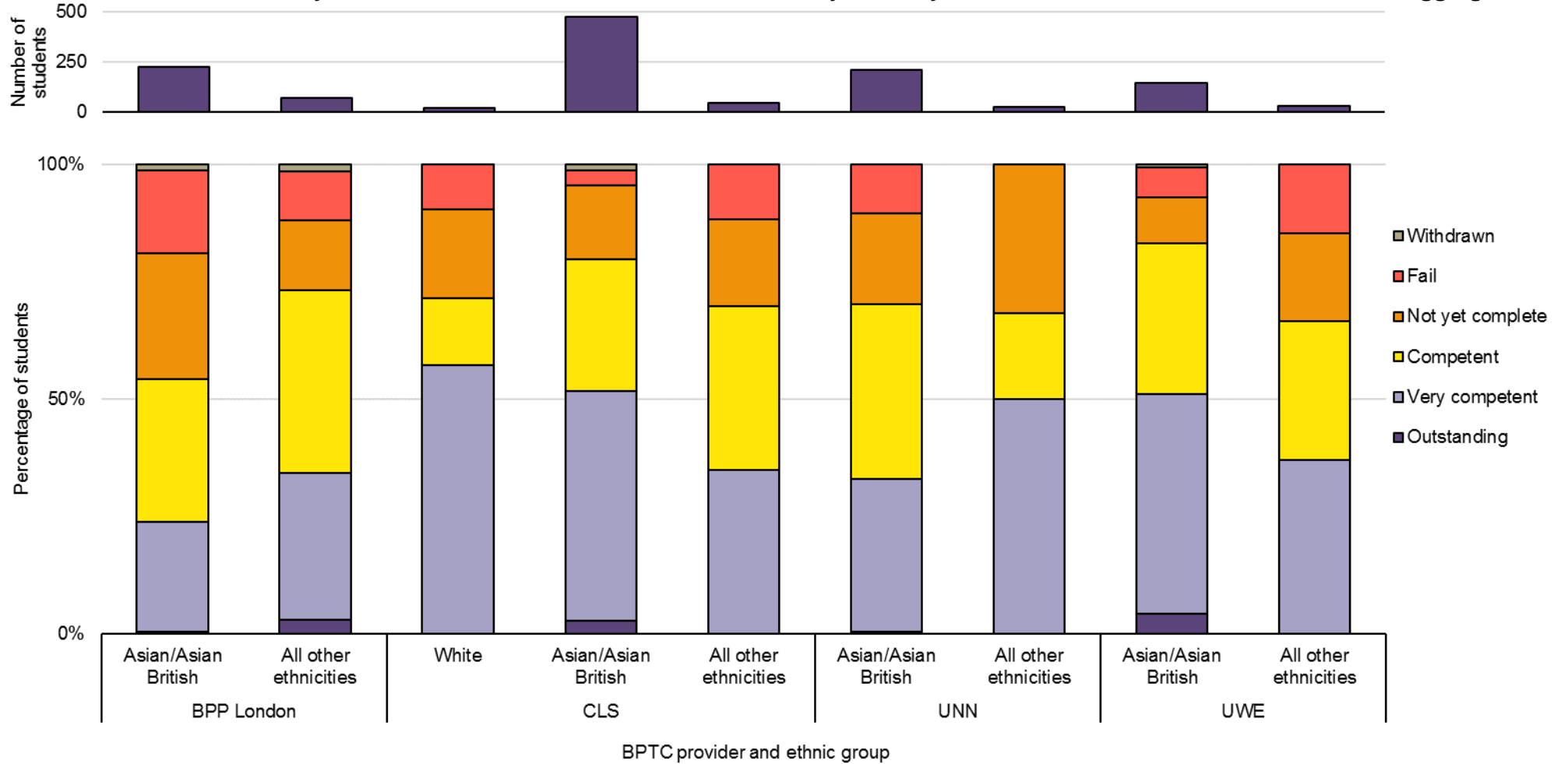


**Notes**

1. Students are not required to declare their ethnicity.
2. Data are grouped in cases where the number of students in the relevant ethnic groups are too small to provide meaningful statistics. Such groupings are categorised as “BME” (Black and Minority Ethnic) in the above.
3. The results of several providers are not represented in the above owing to a small number of students (<20).
4. The above does not include data on individuals where data on outcomes and/or one or more characteristics have not been provided.



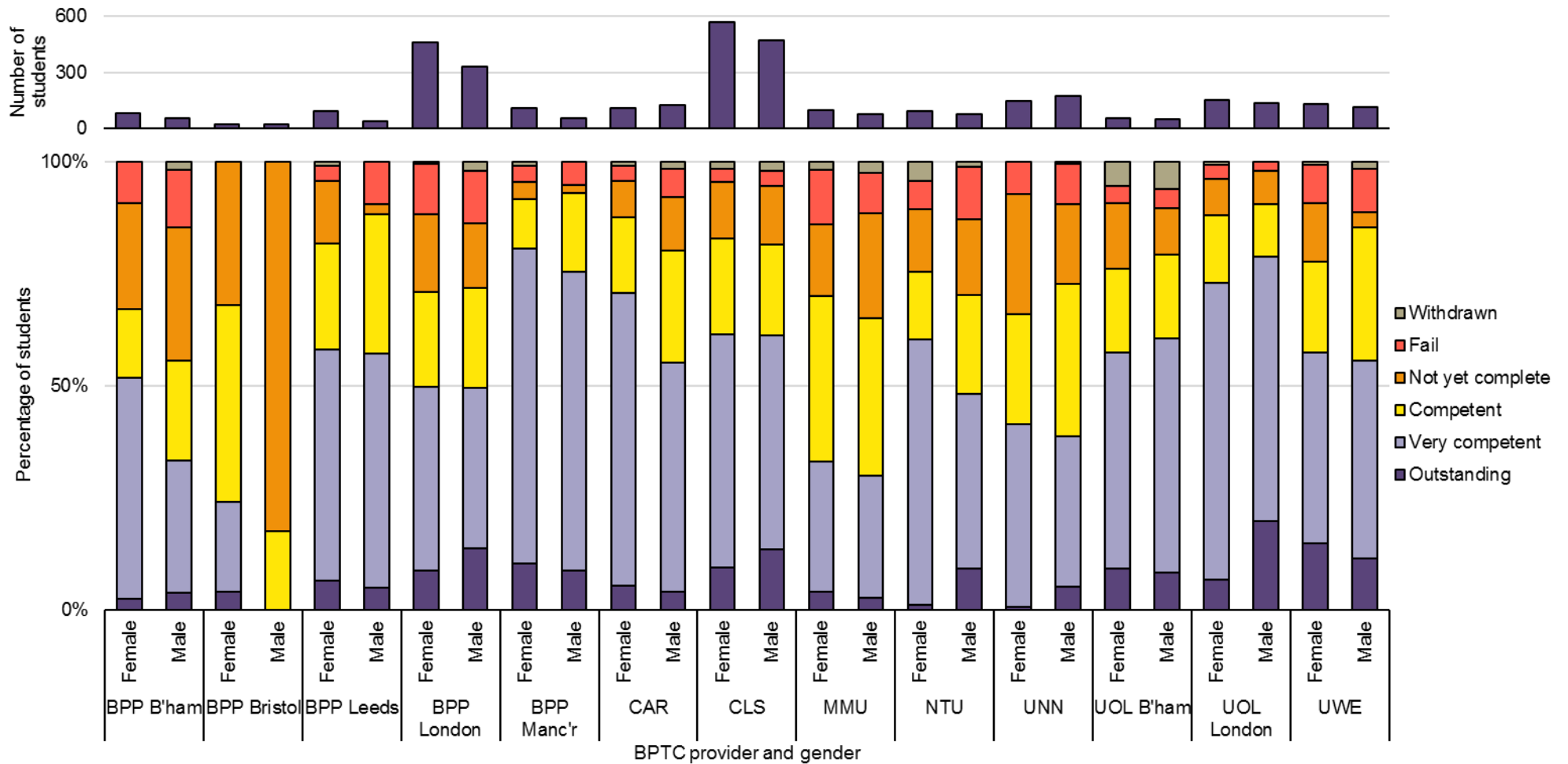
**2. A. 7. 3. Grades obtained by, and outcomes for, full-time BPTC students, by ethnicity: overseas domiciled students - 2015-2017 aggregated**



Notes

1. Students are not required to declare their ethnicity.
2. Data are grouped in cases where the number of students in the relevant ethnic groups is too small to provide meaningful statistics. Such groupings are categorised as “Other” in the above.
3. The results of several providers are not represented in the above owing to a small number of students (<20).
4. The above does not include data on individuals where data on outcomes and/or one or more characteristics have not been provided.

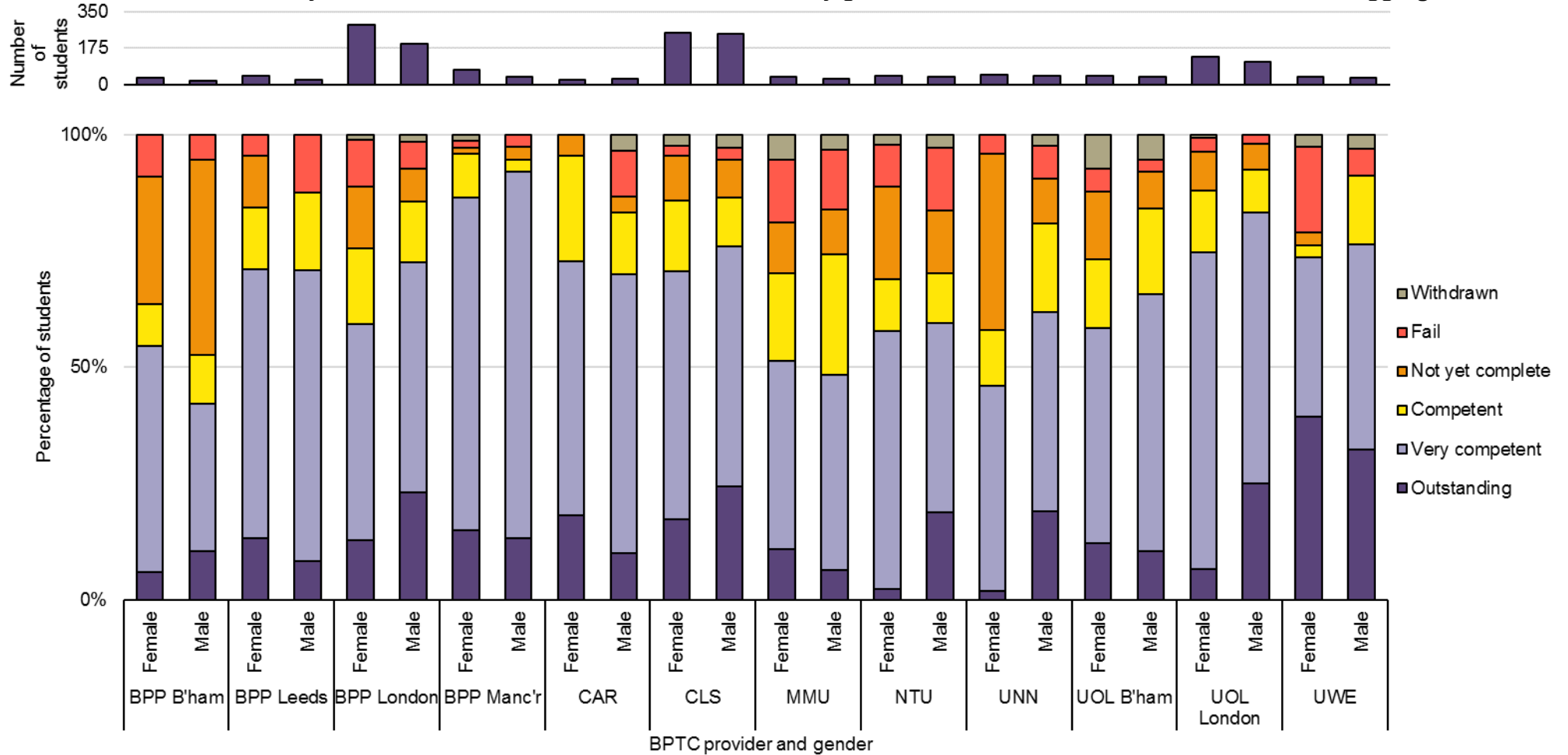
2. A. 8. 1. Grades obtained by, and outcomes for, full-time BPTC students, by gender: students from all domiciles - 2015-2017 aggregated



Notes

1. Students are not required to declare their gender.
2. Results for UOL Leeds have not been included in the above owing to small cohort size (<20) for males and females.
3. The above does not include data on individuals where data on outcomes and/or one or more characteristics have not been provided.

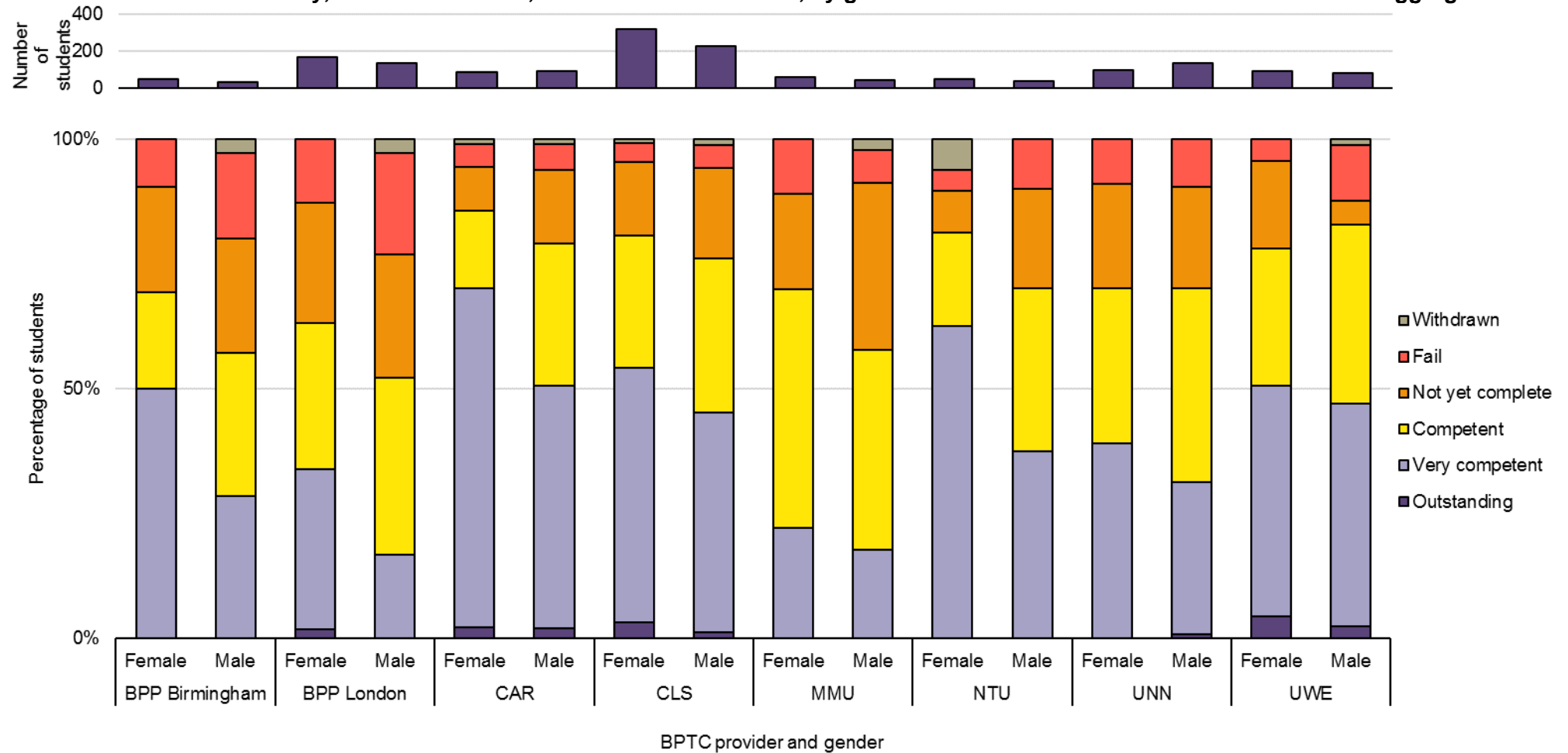
**2. A. 8. 2. Grades obtained by, and outcomes for, full-time BPTC students, by gender: UK/EU domiciled students - 2015-2017 aggregated**



Notes

1. Students are not required to declare their gender.
2. Results for UOL Leeds have not been included in the above owing to small cohort size (<20) for males and females.
3. The above does not include data on individuals where data on outcomes and/or one or more characteristics have not been provided.

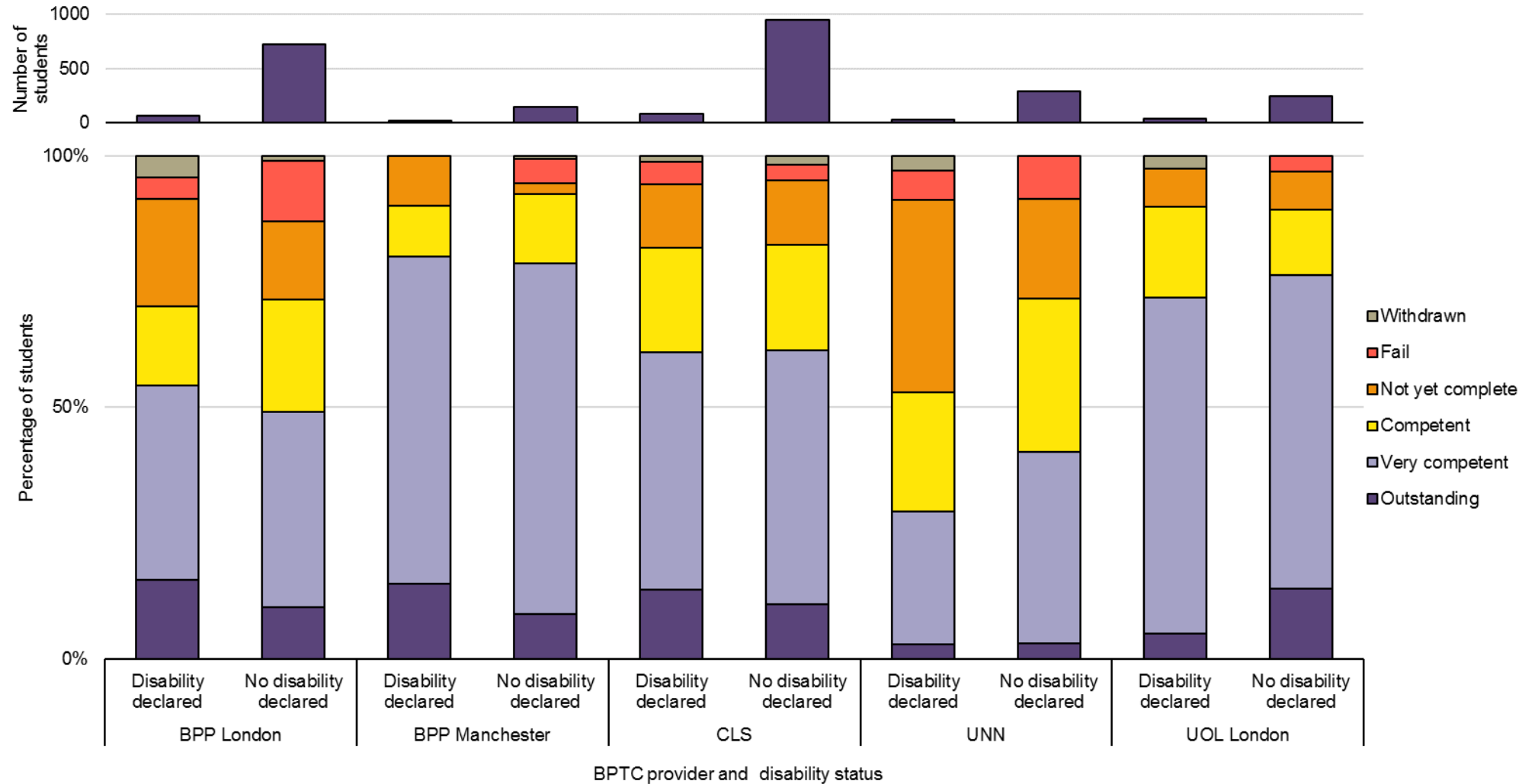
**2. A. 8. 3. Grades obtained by, and outcomes for, full-time BPTC students, by gender: overseas domiciled students - 2015-2017 aggregated**



**Notes**

1. Students are not required to declare their gender.
2. Results for several providers have not been included in the above owing to small cohort size (<20) for males and females.
3. The above does not include data on individuals where data on outcomes and/or one or more characteristics have not been provided.

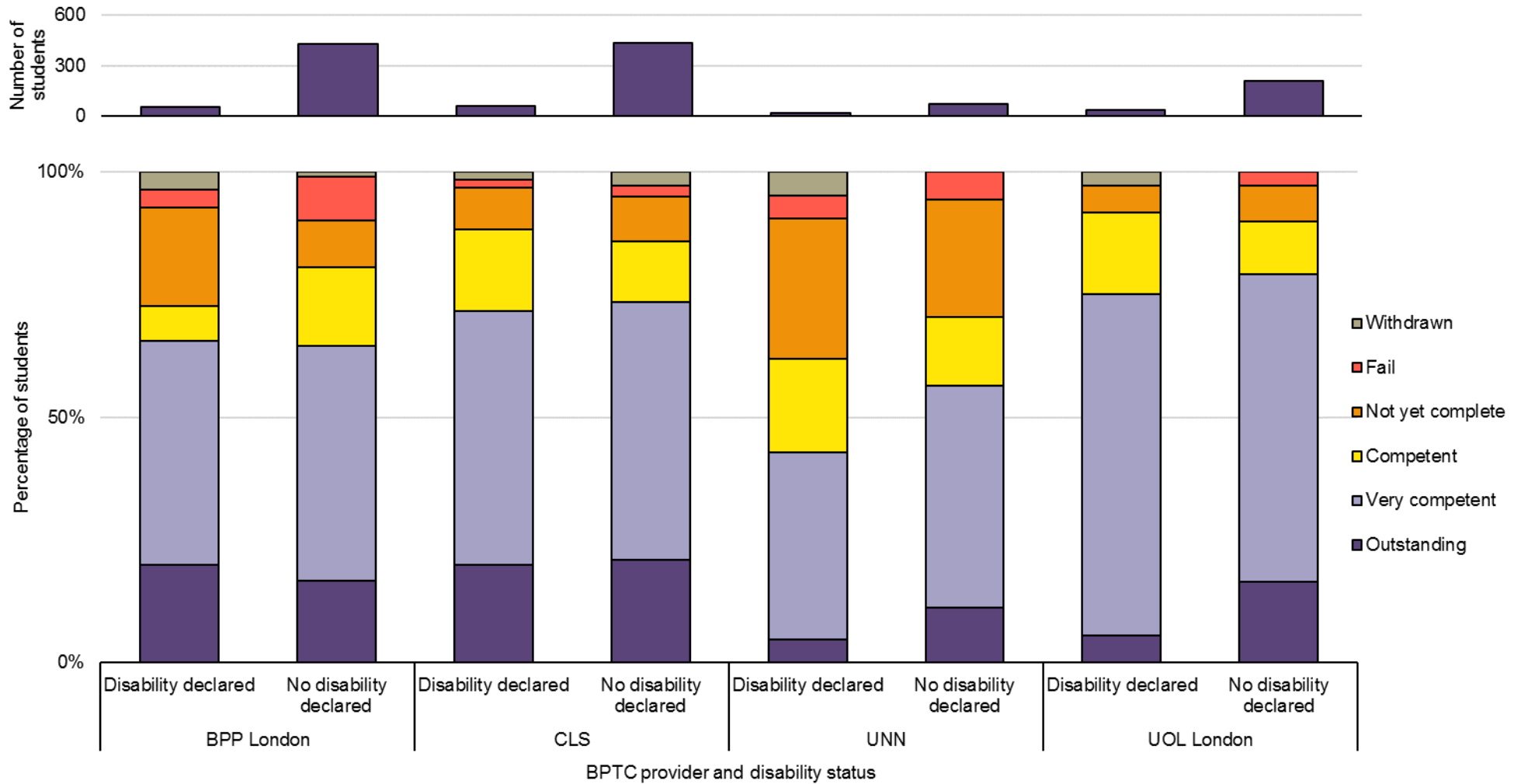
**2. A. 9. 1. Grades obtained by, and outcomes for, full-time BPTC students, by disability: students from all domiciles - 2015-2017 aggregated**



Notes

1. Students are not required to declare their disability status.
2. The results of several providers are not represented in the above owing to them having a small number of students (<20) who declared a disability.
3. The above does not include data on individuals where data on outcomes and/or one or more characteristics have not been provided.

**2. A. 9. 2. Grades obtained by, and outcomes for, full-time BPTC students, by disability: UK/EU domiciled students – 2015-2017 aggregated**



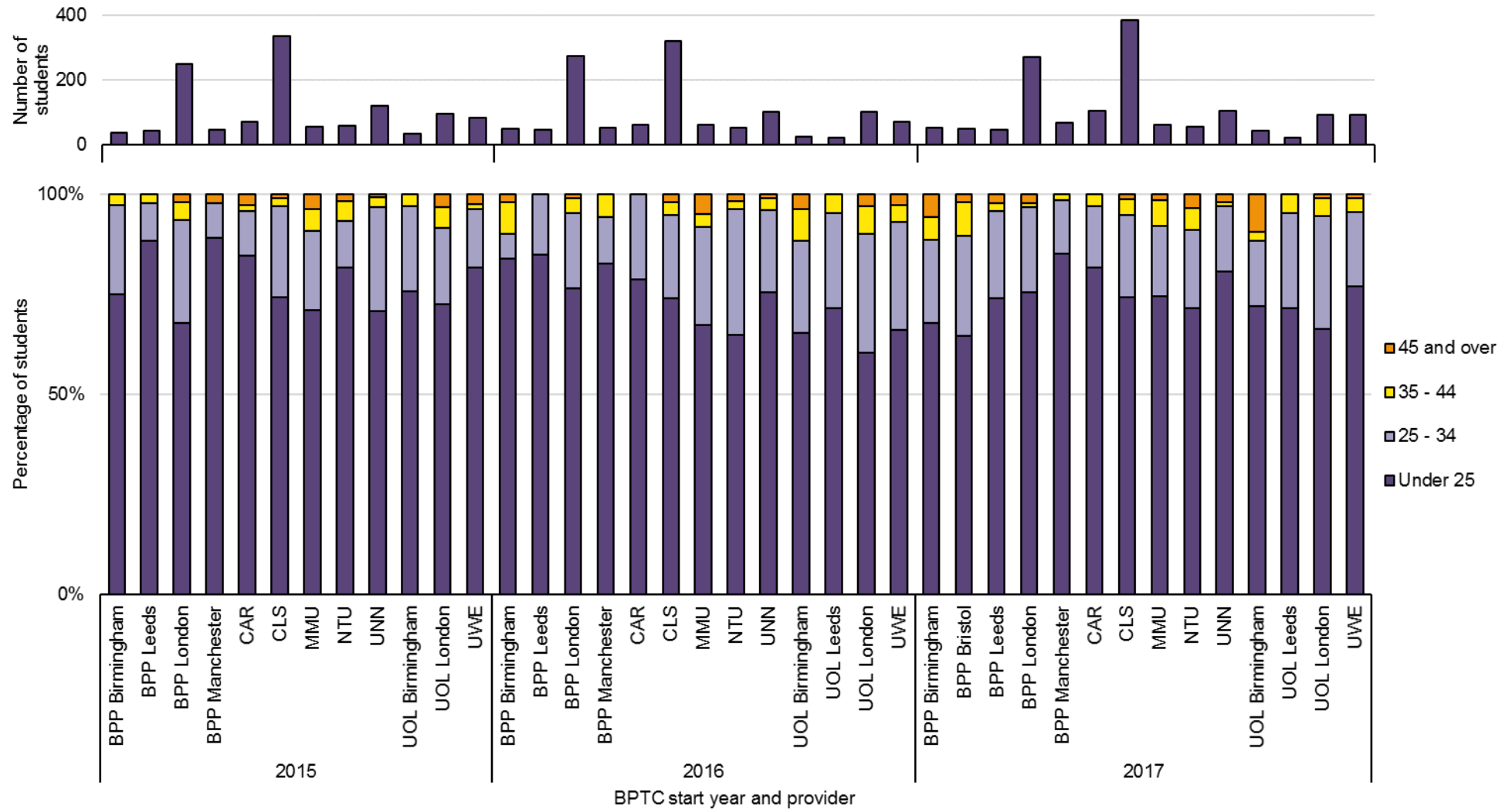
Notes

1. Students are not required to declare their disability status.
2. The number of Overseas domiciled students with a declared disability was too small to provide additional charts for these students.
3. The results of several providers are not represented in the above owing to them having a small number of students (<20) who declared a disability.
4. The above does not include data on individuals where data on outcomes and/or one or more characteristics have not been provided.

## 2. B. Profile of full-time BPTC students

2. B. sets out an overview of key profile data for full-time students enrolled on the BPTC.

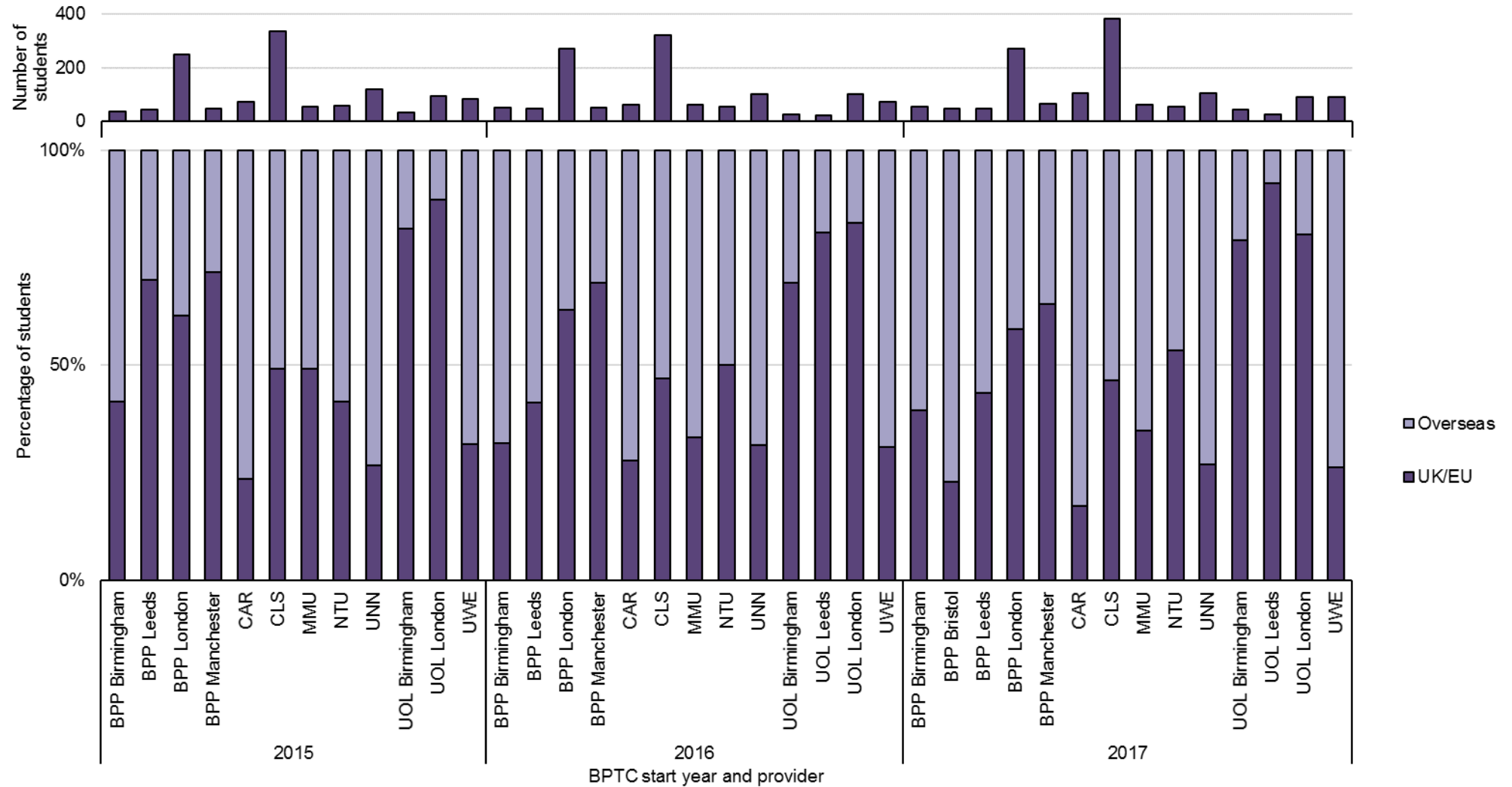
### 2. B. 1. Age of full-time students (as at 1 October in the year of enrolling on a BPTC): students from all domiciles



**Note**

1. The above does not include data on individuals where data on outcomes and/or one or more characteristics have not been provided.

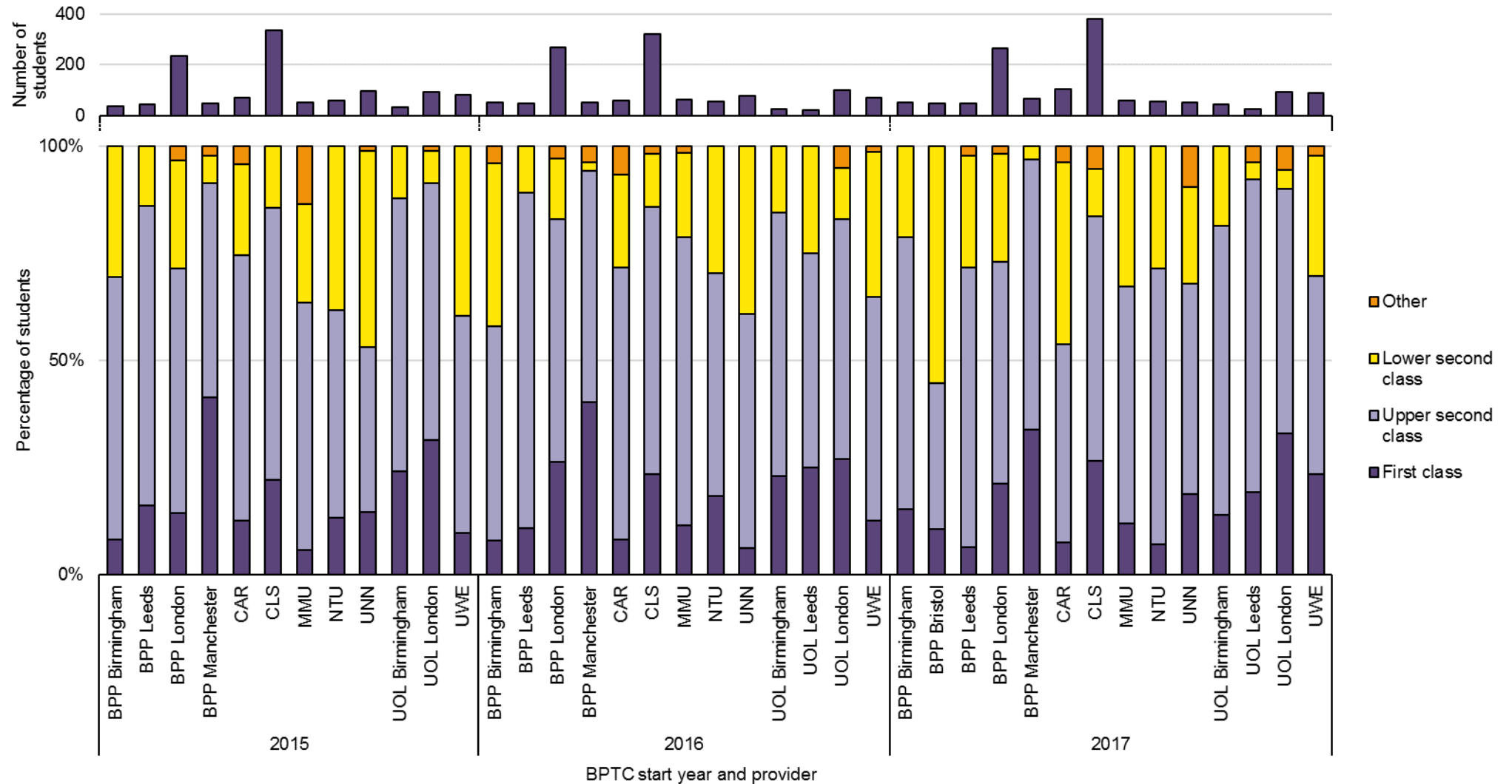
**2. B. 2. Domicile of full-time BPTC students**



- Notes
1. This chart shows domicile i.e. the student's place of permanent residence prior to starting the course. The domicile codes used in the aggregation of the data are taken from the Higher Education Statistics Agency (HESA).
  2. The above does not include data on individuals where data on outcomes and/or one or more characteristics have not been provided.



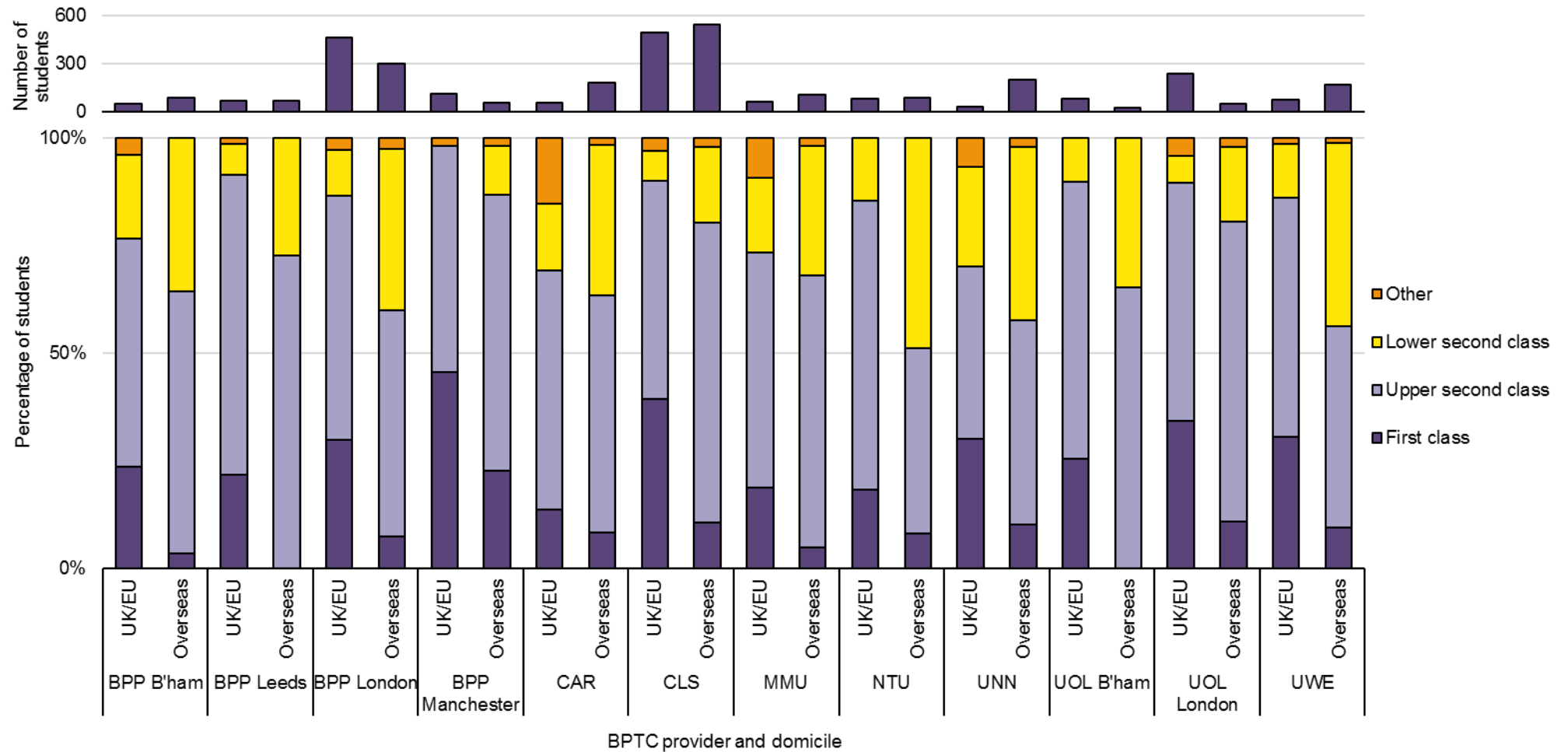
**2. B. 3. First degree classification of BPTC full-time students: students from all domiciles**



**Notes**

1. The minimum entry requirement for admission to the BPTC is a lower second class degree; in exceptional circumstances, students may be admitted to the BPTC with a different academic qualification. This is conditional on the granting of a waiver by the Bar Standards Board. Such students are classified as “Other”.
2. The above does not include data on individuals where data on outcomes and/or one or more characteristics have not been provided.

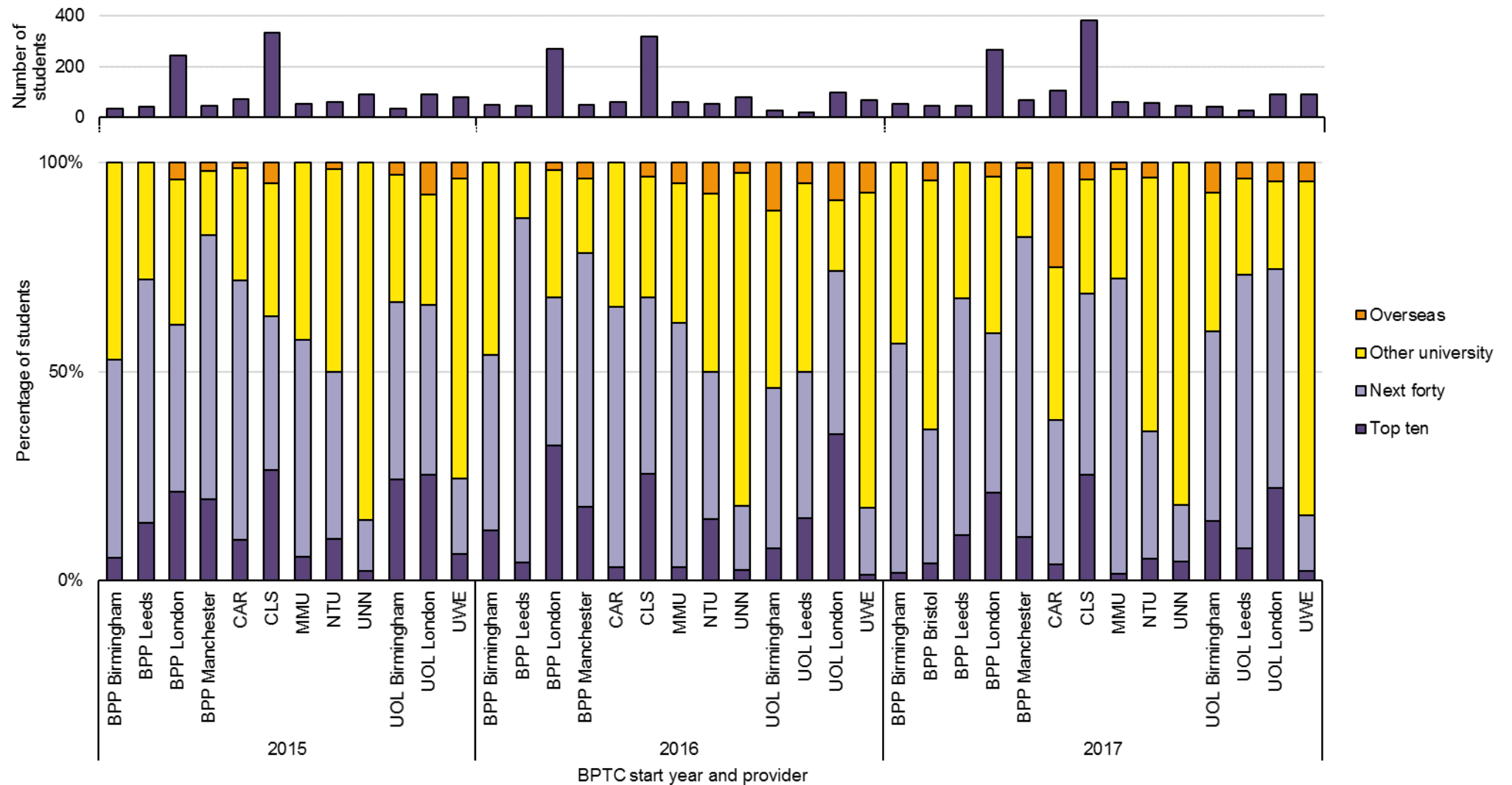
**2. B. 4. First degree classification of full-time BPTC students, by domicile: 2015-2017 aggregated**



Notes

1. This table shows the distribution of first degree classifications grouped by domicile.
2. Students who did not gain a first class, upper second class or lower second class degree and were admitted to the BPTC with a different academic qualification are classified as "Other".
3. Data for UOL Leeds and BPP Bristol have not been included in the above owing to small cohort size (<20) when broken down by domicile.
4. The above does not include data on individuals where data on outcomes and/or one or more characteristics have not been provided.

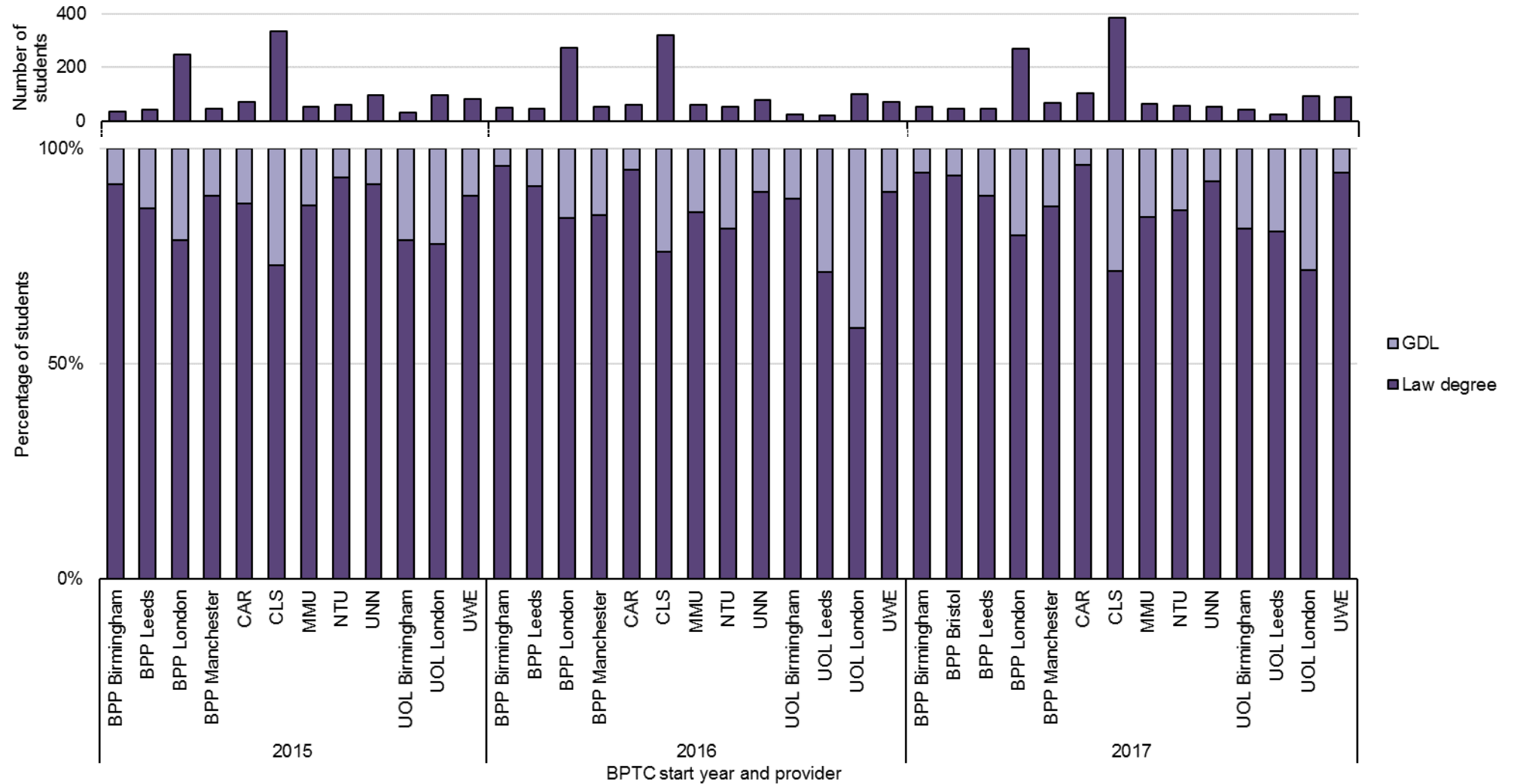
**2. B. 5. Ranking of university at which full-time BPTC students studied for first degree: students from all domiciles**



**Notes**

1. The top fifty universities for each year have been taken from The Times and Sunday Times Good University Guide (for each academic year).
2. The above does not include data on individuals where data on outcomes and/or one or more characteristics have not been provided.

**2. B. 6. Full-time BPTC students who completed a law degree or Graduate Diploma in Law (GDL): students from all domiciles**

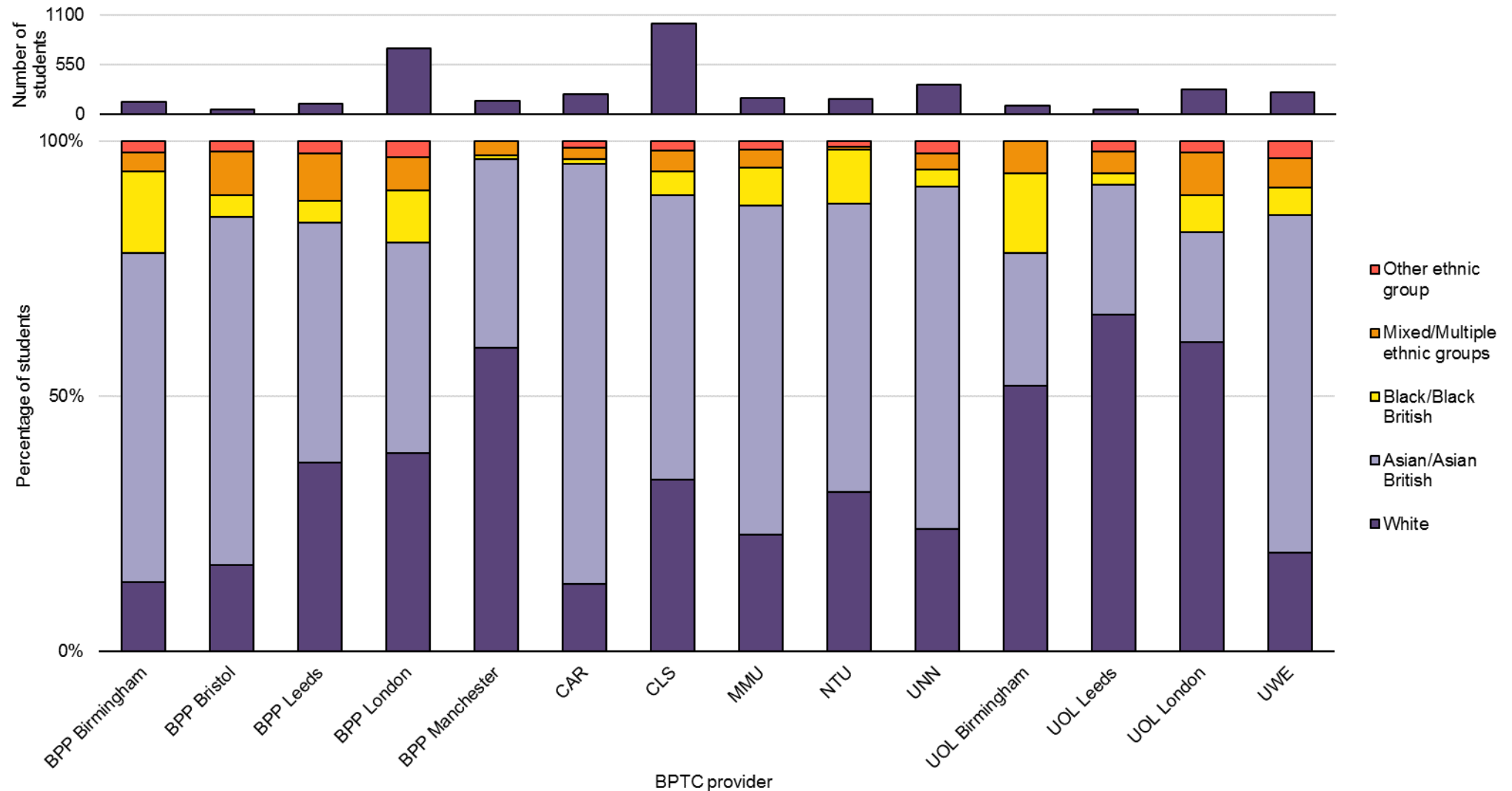


Notes

1. The specific entry requirements for the BPTC are contained in the [BPTC Handbook](#).
2. The GDL is also known as the Common Professional Examination.
3. The above does not include data on individuals where data on outcomes and/or one or more characteristics have not been provided.

Tables B7, B8 and B9 set out data on protected characteristics in line with the Bar Standards Board equality and diversity guidelines

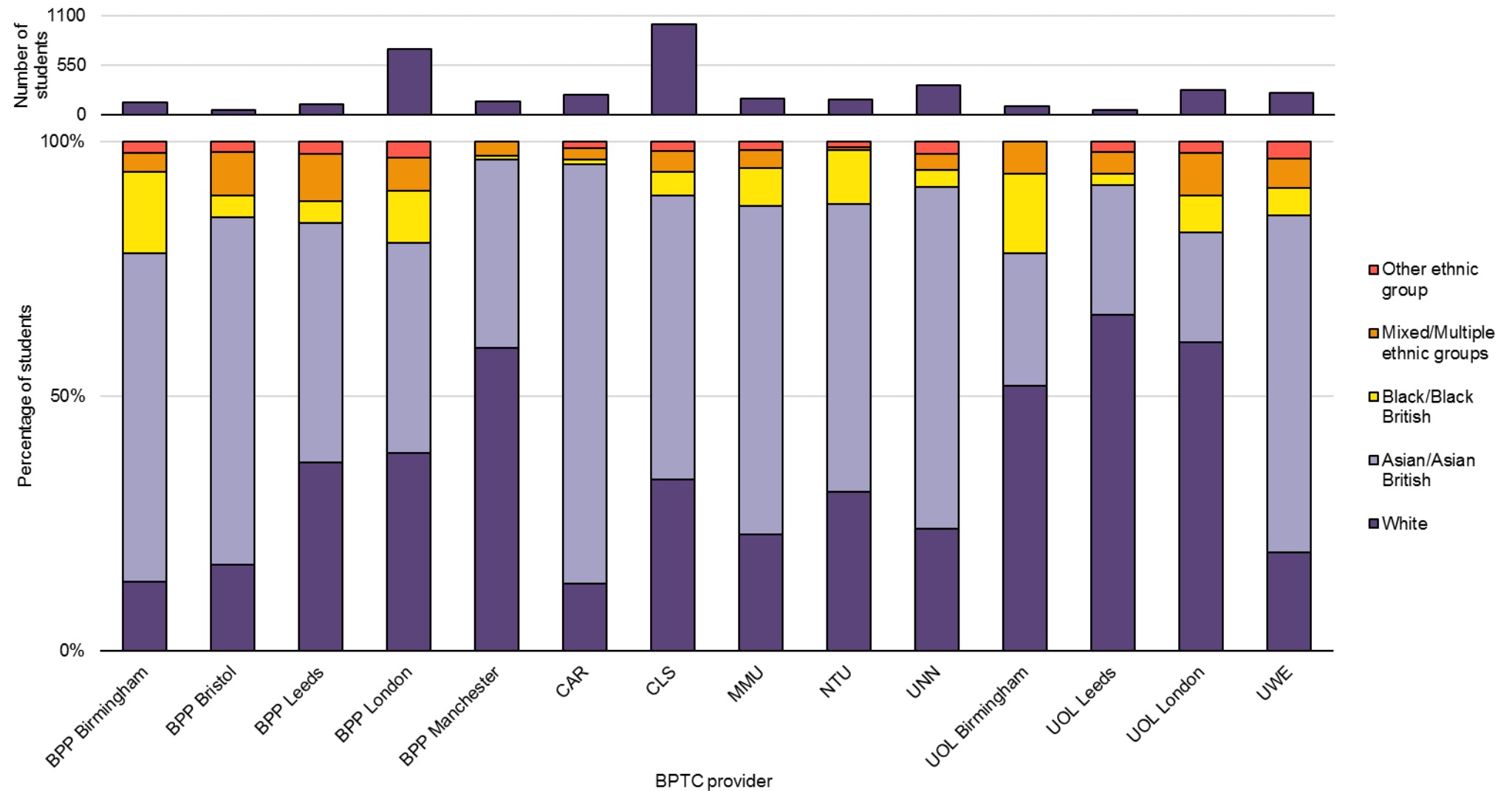
**2. B. 7. 1. Ethnicity of full-time BPTC students: students from all domiciles – 2015-2017 aggregated**



Note

1. Students are not required to declare their ethnicity.
2. The above does not include data on individuals where data on outcomes and/or one or more characteristics have not been provided.

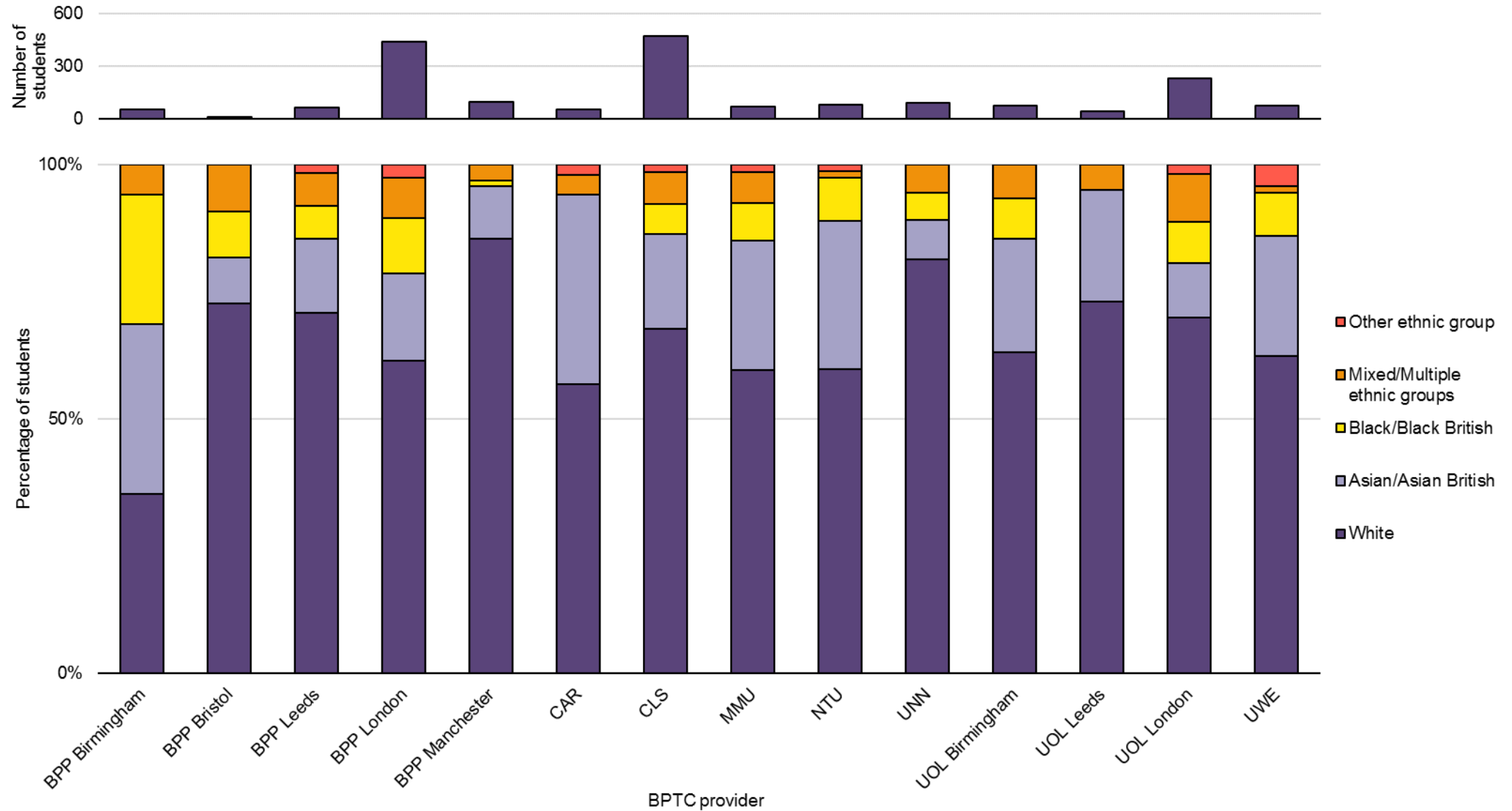
**2. B. 7. 2. Ethnicity of full-time BPTC students: UK/EU domiciled students – 2015-2017 aggregated**



Notes

1. Students are not required to declare their ethnicity.
2. The above does not include data on individuals where data on outcomes and/or one or more characteristics have not been provided.

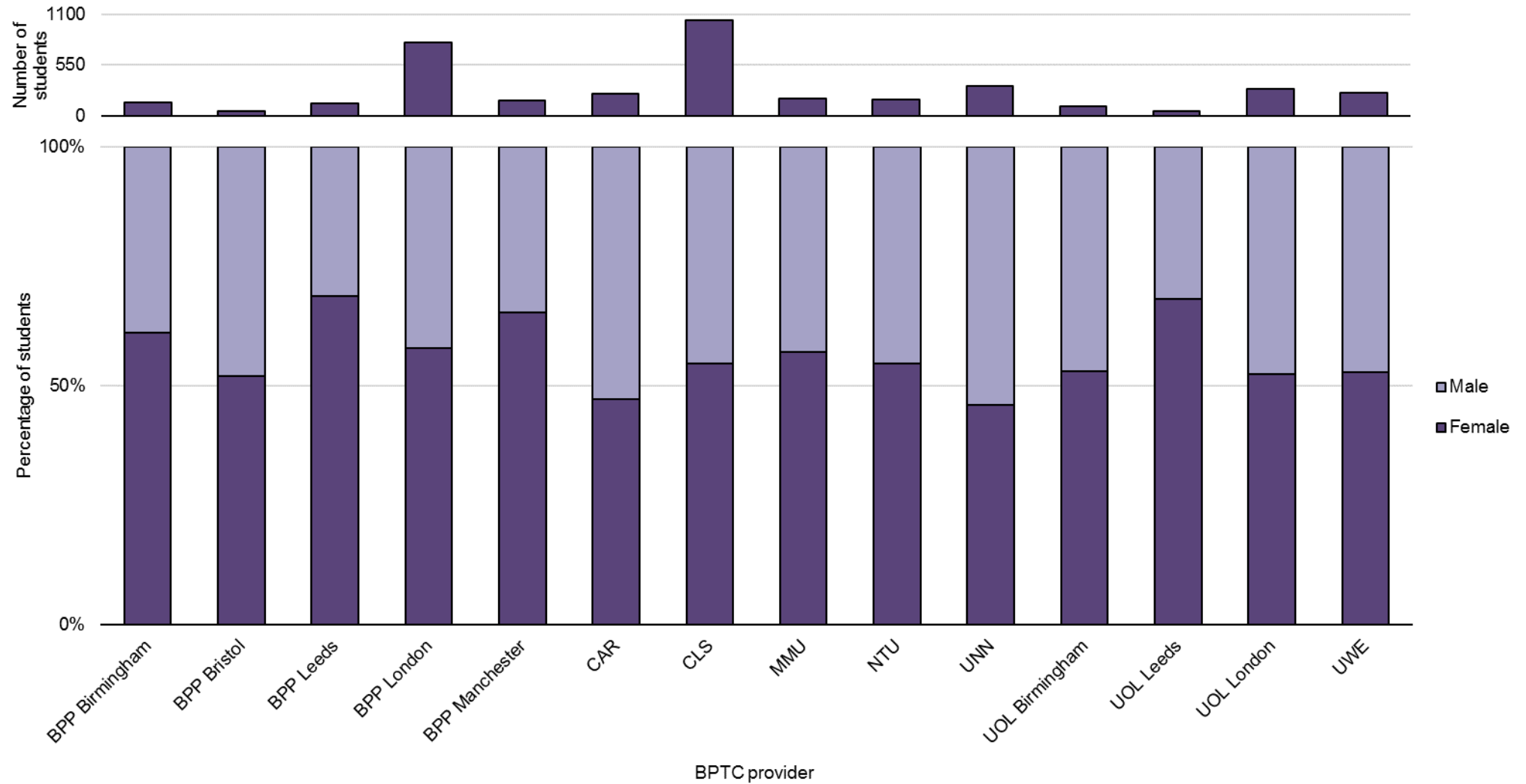
**2. B. 7. 3. Ethnicity of full-time BPTC students: overseas domiciled students only – 2015-2017 aggregated**



Notes

1. Students are not required to declare their ethnicity.
2. The above does not include data on individuals where data on outcomes and/or one or more characteristics have not been provided.

**2. B. 8. Gender of full-time BPTC students: students from all domiciles – 2015-2017 aggregated**

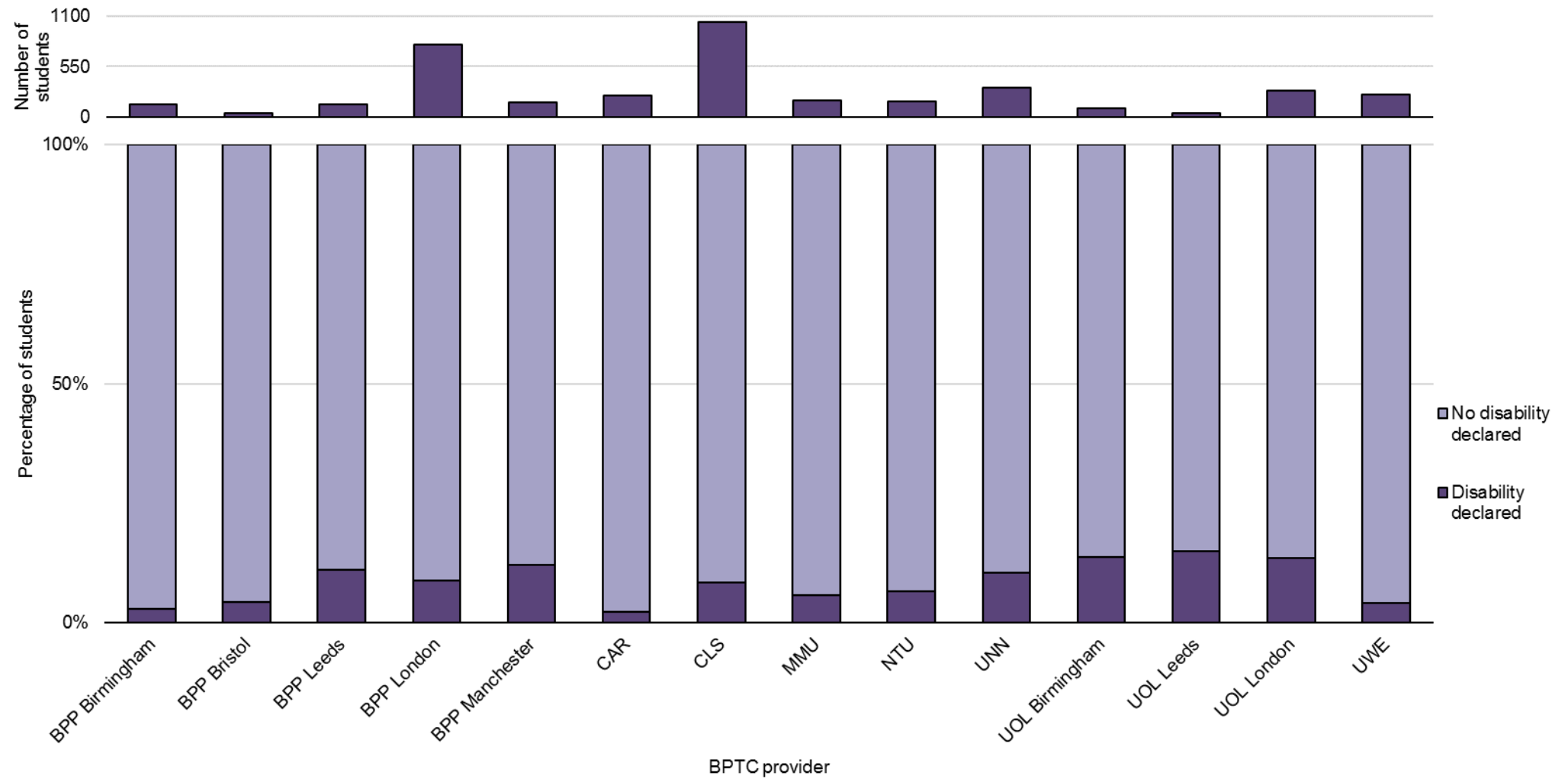


Notes

1. Students are not required to declare their gender.
2. The above does not include data on individuals where data on outcomes and/or one or more characteristics have not been provided.



**2. B. 9. Declared disability of full-time BPTC students: students from all domiciles - 2015-2017 aggregated**



Note

1. Students are not required to declare their disability status.

**Bar Standards Board**  
**289 – 293 High Holborn**  
**LONDON**